



Humboldt County Board of Commissioners
November 15, 2024 at 9:00 a.m.
Meeting Minutes

Those present were Chairman Jesse Hill, Commissioners Tom Hoss (via Teams), Ron Cerri, Ken Tipton and Mark Evatz, County Manager Don Kalkoske and Clerk of the Board Tami Rae Spero.

CALL TO ORDER: Chairman Hill called a special meeting to order at the regular place of meeting the Humboldt County Meeting Room, Courthouse, #201, Winnemucca, Nevada.

PLEDGE OF ALLEGIANCE: All present recited the Pledge of Allegiance.

PUBLIC COMMENT: Chairman Hill asked for public comment; none offered.

COUNTY CLERK: CANVASS OF THE RETURNS FOR THE NOVEMBER 5, 2024 GENERAL ELECTION: Consideration, discussion, and possible approval to accept Canvass of the November 5, 2024, General Election Returns for all precincts and districts within Humboldt County as required by NRS 293.387(1). A copy of the Election Summary Report and the Statement of Vote were provided to the Commission for review (see attached). Clerk Spero noted the documents provided pointing out that Humboldt County had the second highest turnout in the State. Discussion ensued. After discussion the following motion was made by Commissioner Cerri and passed unanimously:

To accept the canvass of the November 5, 2024, General Election returns for all precincts and districts within Humboldt County as required by NRS 293.387.

PUBLIC COMMENT: Chairman Hill asked for public comment. Clerk Spero offered public comments thanking all persons and departments involved in the election process. The Board offered their thanks to the Clerk's Office and the voters who had participated. Chairman Hill congratulated Paige Brooks on her being elected to the Commission. No further public comment offered.

ADJOURNMENT: Chairman Hill adjourned the meeting at 9:21 a.m.

ATTEST: 

Clerk

APPROVED: 

Chairman

(Minutes approved by the Commission and signed by the Chairman on 12-16-2024.)

Notice of Public Meeting
Humboldt County Board of Commissioners Special Meeting
Friday, November 15, 2024
9:00 AM

Commission Meeting Room
50 West Fifth St., Room 201
Winnemucca Nevada

FOR TELECONFERENCE OR VIDEO CONFERENCE ACCESS

Click here to join the meeting:
[Join the meeting now](#)

Or by phone: +1 775-446-0241, Conference ID: 559 680 264#

1. CALL TO ORDER
2. PLEDGE OF ALLEGIANCE
3. PUBLIC COMMENT
General public comment is designated for discussion only. The public has the opportunity to address the Commission on any matter not appearing on this agenda; however, no action may be taken on a matter raised until the matter itself has been specifically included on the agenda as an item upon which action may be taken.
4. COUNTY CLERK: CANVASS OF THE RETURNS FOR THE NOVEMBER 5, 2024 GENERAL ELECTION (FOR POSSIBLE ACTION)

Consideration, discussion, and possible approval to accept Canvass of the November 5, 2024, General Election Returns for all precincts and districts within Humboldt County as required by NRS 293.387(1). Discussion and possible action.

5. PUBLIC COMMENT
General public comment is designated for discussion only. The public has the opportunity to address the Commission on any matter not appearing on this agenda; however, no action may be taken on a matter raised until the matter itself has been specifically included on the agenda as an item upon which action may be taken.
6. ADJOURNMENT

CERTIFICATE OF POSTING

PLACES POSTED: Humboldt Co. Courthouse, 50 W. 5th St., Rooms 201, 205, & 207 at 9:00 A.M. By: MC

Humboldt County Website: <https://www.humboldtcountynv.gov> at _____, By: _____

State of Nevada Website: www.notice.nv.gov. _____ A.M. By: _____

MEETING DATE: November 15, 2024
DATE POSTED: November 8, 2024 POSTED BY: MICHELLE COOK

NOTE FOR SUPPORTING MATERIAL: A copy of the supporting material for the meeting may be obtained at Commissioner meeting/agendas on the Humboldt County website: www.hcnv.us or by contacting the County Manager's Office, at 50 W. Fifth Street, Winnemucca, Nevada 89445, (775) 623-6300.

NOTICE TO PERSONS WITH DISABILITIES - Reasonable efforts will be made to assist and accommodate physically disabled persons desiring

to attend the meeting. Please call the Humboldt County Administrator's Office at 623-6300 in advance so that arrangements may be conveniently made.

EQUAL OPPORTUNITY NOTICE - Humboldt County is an Equal Opportunity Employer and will not discriminate against employees or applicants for employment or services in an unlawful manner.

NON-DISCRIMINATION STATEMENT - In accordance with Federal civil rights law and U.S. Department of Agriculture (USDA) civil rights regulations and policies, the USDA, its Agencies, offices, and employees, and institutions participating in or administering USDA programs are prohibited from discriminating based on race, color, national origin, religion, sex, gender identity (including gender expression), sexual orientation, disability, age, marital status, family/parental status, income derived from a public assistance program, political beliefs, or reprisal or retaliation for prior civil rights activity, in any program or activity conducted or funded by USDA (not all bases apply to all programs). Remedies and complaint filing deadlines vary by program or incident.

Persons with disabilities who require alternative means of communication for program information (e.g., Braille, large print, audiotope, American Sign Language, etc.) should Contact the responsible Agency or USDA's TARGET Center at (202) 720-2600 (voice and TTY) or contact USDA through the Federal Relay Service at (800) 877-9339. Additionally, program information may be made available in languages other than English.

To file a program discrimination complaint, complete the USDA Program Discrimination Complaint Form, AD-3027, found online at http://www.ascr.usda.gov/complaint_filing_cust.html and at any USDA office or write a letter addressed to USDA and provide in the letter all of the information requested in the form. To request a copy of the complaint form, call (866) 632-9992. Submit your completed form or letter to USDA by:

(1) Mail: U.S. Department of Agriculture

Office of the Assistant Secretary for Civil Rights

1400 Independence Avenue, SW

Washington, D.C. 20250-9410;
fax: (202) 690-7422; or
email: intake@usda.gov

USDA is an equal opportunity provider, employer, and lender.

Tami Rae Spero
County Clerk
Maria Diaz
Deputy
Harmony Brown
Deputy

Humboldt County Clerk

Humboldt County Courthouse

Jessica Koepke
Deputy
Marie Jones
Deputy
Candice Townsend
Deputy

CANVASS AND ABSTRACT OF THE VOTE OF HUMBOLDT COUNTY, STATE OF NEVADA


2024 GENERAL ELECTION

HELD ON November 5, 2024

STATE OF NEVADA)
) ss.
COUNTY OF HUMBOLDT)

I, TAMI RAE SPERO, Clerk of said County, pursuant to NRS 293.393 and NRS 293.395, do hereby certify the attached to be a full, true and correct Statement of Votes Cast for the 2024 General in said County, polled at the 2024 General Election held on Tuesday, November 5, 2024. I hereby further certify that the complete number of votes cast for the 2024 General in said County is set forth in the attached document.


Witness my Hand and Official Seal, this 15th day of November, 2024.




Tami Rae Spero, Humboldt County Clerk

WE, THE UNDERSIGNED Board of County Commissioners of Humboldt County, State of Nevada, do hereby accept the attached to be a full, true and correct Statement of Votes Cast for the 2024 General in said County, polled at the 2024 General Election held on Tuesday, November 5, 2024.


Dated this November 15, 2024




Jesse Hill, Chairman




Tom Hoss, Vice-Chairman




Don Kalkoske County Manager



Ron Cerri



Ken Tipton



Mark Evatz

Explanation for any discrepancies found: None.

Election Summary Report

General Election

HUMBOLDT COUNTY

November 05, 2024

Summary for: All Contests, All Precincts, All Tabulators, All Counting Groups

Elector Group	Counting Group	Voters Cast	Registered Voters	Turnout
Total	Election Day	1,648	9,124	18.06%
	Early Vote	3,468		38.01%
	Mail In	2,921		32.01%
	Total	8,037		88.09%

Precincts Reported: 17 of 17 (100.00%)

Voters Cast: 8,037 of 9,124 (88.09%)

PRESIDENT AND VICE PRESIDENT OF THE UNITED STATES (Vote for 1)

Precincts Reported: 17 of 17 (100.00%)

	Election Day	Early Vote	Mail In	Total	
Times Cast	1,648	3,468	2,921	8,037 / 9,124	88.09%
Undervotes	2	3	2	7	
Overvotes	0	0	0	0	

Candidate	Party	Election Day	Early Vote	Mail In	Total	
Harris, Kamala D. and Walz, Tim	DEM	321	477	913	1,711	21.31%
Oliver, Chase and ter Maat, Michael	LPN	4	6	20	30	0.37%
Skousen, Joel and Combs, Rik	IAP	7	4	11	22	0.27%
Trump, Donald J. and Vance, JD	REP	1,294	2,942	1,905	6,141	76.48%
None of These Candidates		20	36	70	126	1.57%
Total Votes		1,646	3,465	2,919	8,030	

UNITED STATES SENATOR (Vote for 1)

Precincts Reported: 15 of 15 (100.00%)

	Election Day	Early Vote	Mail In	Total	
Times Cast	1,648	3,468	2,907	8,023 / 9,124	87.93%
Undervotes	18	22	15	55	
Overvotes	0	0	0	0	

Candidate	Party	Election Day	Early Vote	Mail In	Total	
Brown, Sam	REP	1,134	2,701	1,665	5,500	69.03%
Cunningham, Chris	LPN	37	55	68	160	2.01%
Hansen, Janine	IAP	44	64	82	190	2.38%
Rosen, Jacky S.	DEM	335	529	974	1,838	23.07%
None of These Candidates		80	97	103	280	3.51%
Total Votes		1,630	3,446	2,892	7,968	

REPRESENTATIVE IN CONGRESS, DISTRICT 2 (Vote for 1)

Precincts Reported: 15 of 15 (100.00%)

	Election Day	Early Vote	Mail In	Total	
Times Cast	1,648	3,468	2,907	8,023 / 9,124	87.93%
Undervotes	78	90	104	272	
Overvotes	0	0	0	0	

Candidate	Party	Election Day	Early Vote	Mail In	Total	
Amodei, Mark E.	REP	1,159	2,678	1,793	5,630	72.64%
Chapman, Lynn	IAP	72	75	112	259	3.34%
Kidd, Greg	NPP	250	551	793	1,594	20.57%
Tachiquin, Javi "Trujillo"	LPN	89	74	105	268	3.46%
Total Votes		1,570	3,378	2,803	7,751	

STATE ASSEMBLY, DISTRICT 32 (Vote for 1)

Precincts Reported: 15 of 15 (100.00%)

	Election Day	Early Vote	Mail In	Total	
Times Cast	1,648	3,468	2,907	8,023 / 9,124	87.93%
Undervotes	88	104	135	327	
Overvotes	0	0	0	0	

Candidate	Party	Election Day	Early Vote	Mail In	Total	
Hansen, Alexis M.	REP	1,302	2,989	2,023	6,314	82.04%
Thomas, Arnold W.	DEM	258	375	749	1,382	17.96%
Total Votes		1,560	3,364	2,772	7,696	

COUNTY COMMISSIONER - SEAT A (Vote for 1)

Precincts Reported: 15 of 15 (100.00%)

	Election Day	Early Vote	Mail In	Total	
Times Cast	1,648	3,468	2,907	8,023 / 9,124	87.93%
Undervotes	197	349	505	1,051	
Overvotes	0	0	0	0	

Candidate	Party	Election Day	Early Vote	Mail In	Total	
Hill, Jesse	REP	1,451	3,119	2,402	6,972	100.00%
Total Votes		1,451	3,119	2,402	6,972	

COUNTY COMMISSIONER - SEAT B (Vote for 1)

Precincts Reported: 15 of 15 (100.00%)

	Election Day	Early Vote	Mail In	Total	
Times Cast	1,648	3,468	2,907	8,023 / 9,124	87.93%
Undervotes	229	442	542	1,213	
Overvotes	0	0	0	0	

Candidate	Party	Election Day	Early Vote	Mail In	Total	
Brooks, Paige L	REP	1,419	3,026	2,365	6,810	100.00%
Total Votes		1,419	3,026	2,365	6,810	

COUNTY COMMISSIONER - SEAT D (Vote for 1)

Precincts Reported: 15 of 15 (100.00%)

	Election Day	Early Vote	Mail In	Total	
Times Cast	1,648	3,468	2,907	8,023 / 9,124	87.93%
Undervotes	197	332	493	1,022	
Overvotes	0	0	0	0	

Candidate	Party	Election Day	Early Vote	Mail In	Total	
Tipton, Robert "Ken"	REP	1,451	3,136	2,414	7,001	100.00%
Total Votes		1,451	3,136	2,414	7,001	

JUSTICE OF THE SUPREME COURT, SEAT C (Vote for 1)

Precincts Reported: 15 of 15 (100.00%)

	Election Day	Early Vote	Mail In	Total	
Times Cast	1,648	3,468	2,907	8,023 / 9,124	87.93%
Undervotes	169	284	381	834	
Overvotes	0	0	0	0	

Candidate	Party	Election Day	Early Vote	Mail In	Total	
Cadish, Elissa	NP	994	2,076	1,830	4,900	68.16%
None of These Candidates		485	1,108	696	2,289	31.84%
Total Votes		1,479	3,184	2,526	7,189	

JUSTICE OF THE SUPREME COURT, SEAT F (Vote for 1)

Precincts Reported: 15 of 15 (100.00%)

	Election Day	Early Vote	Mail In	Total	
Times Cast	1,648	3,468	2,907	8,023 / 9,124	87.93%
Undervotes	173	302	389	864	
Overvotes	0	0	0	0	

Candidate	Party	Election Day	Early Vote	Mail In	Total	
Lee, Patty	NP	998	2,107	1,834	4,939	68.99%
None of These Candidates		477	1,059	684	2,220	31.01%
Total Votes		1,475	3,166	2,518	7,159	

JUSTICE OF THE SUPREME COURT, SEAT G (Vote for 1)

Precincts Reported: 15 of 15 (100.00%)

	Election Day	Early Vote	Mail In	Total	
Times Cast	1,648	3,468	2,907	8,023 / 9,124	87.93%
Undervotes	173	298	403	874	
Overvotes	0	0	0	0	

Candidate	Party	Election Day	Early Vote	Mail In	Total	
Stiglich, Lidia	NP	1,022	2,097	1,845	4,964	69.44%
None of These Candidates		453	1,073	659	2,185	30.56%
Total Votes		1,475	3,170	2,504	7,149	

MEMBER, STATE BOARD OF EDUCATION, DISTRICT 2 (Vote for 1)

Precincts Reported: 15 of 15 (100.00%)

	Election Day	Early Vote	Mail In	Total	
Times Cast	1,648	3,468	2,907	8,023 / 9,124	87.93%
Undervotes	221	422	477	1,120	
Overvotes	0	0	0	0	

Candidate	Party	Election Day	Early Vote	Mail In	Total	
Davis, Paul "Doc"	NP	812	1,487	1,027	3,326	48.18%
Orr, Angela	NP	615	1,559	1,403	3,577	51.82%
Total Votes		1,427	3,046	2,430	6,903	

HOSPITAL BOARD SEAT C (Vote for 1)

Precincts Reported: 15 of 15 (100.00%)

	Election Day	Early Vote	Mail In	Total	
Times Cast	1,648	3,468	2,907	8,023 / 9,124	87.93%
Undervotes	246	380	452	1,078	
Overvotes	0	0	0	0	

Candidate	Party	Election Day	Early Vote	Mail In	Total	
Bourbon, Rachel	NP	807	1,566	1,416	3,789	54.56%
Tibbals, Stephen	NP	595	1,522	1,039	3,156	45.44%
Total Votes		1,402	3,088	2,455	6,945	

SCHOOL DISTRICT TRUSTEE, SEAT C (Vote for 1)

Precincts Reported: 15 of 15 (100.00%)

	Election Day	Early Vote	Mail In	Total	
Times Cast	1,648	3,468	2,907	8,023 / 9,124	87.93%
Undervotes	211	356	413	980	
Overvotes	0	0	0	0	

Candidate	Party	Election Day	Early Vote	Mail In	Total	
Hilomen, Roel B	NP	307	569	467	1,343	19.07%
Owen, Virginia "Jenna"	NP	1,130	2,543	2,027	5,700	80.93%
Total Votes		1,437	3,112	2,494	7,043	

CITY COUNCIL SEAT 1 (Vote for 1)

Precincts Reported: 6 of 6 (100.00%)

	Election Day	Early Vote	Mail In	Total	
Times Cast	718	1,643	1,258	3,619 / 4,166	86.87%
Undervotes	91	163	154	408	
Overvotes	0	0	0	0	

Candidate	Party	Election Day	Early Vote	Mail In	Total	
Huber, Waylon	NP	218	467	398	1,083	33.73%
Lindsey, Andrew	NP	409	1,013	706	2,128	66.27%
Total Votes		627	1,480	1,104	3,211	

JUSTICE OF THE PEACE (Vote for 1)

Precincts Reported: 15 of 15 (100.00%)

	Election Day	Early Vote	Mail In	Total	
Times Cast	1,648	3,468	2,907	8,023 / 9,124	87.93%
Undervotes	136	217	268	621	
Overvotes	0	0	0	0	

Candidate	Party	Election Day	Early Vote	Mail In	Total	
Dawson, Jeff	NP	616	1,321	1,167	3,104	41.93%
Mavity, Mike	NP	896	1,930	1,472	4,298	58.07%
Total Votes		1,512	3,251	2,639	7,402	

STATEWIDE QUESTION 1 (Vote for 1)

Precincts Reported: 15 of 15 (100.00%)

	Election Day	Early Vote	Mail In	Total	
Times Cast	1,648	3,468	2,907	8,023 / 9,124	87.93%
Undervotes	95	152	195	442	
Overvotes	0	0	0	0	

Candidate	Party	Election Day	Early Vote	Mail In	Total	
Yes		435	825	903	2,163	28.53%
No		1,118	2,491	1,809	5,418	71.47%
Total Votes		1,553	3,316	2,712	7,581	

STATEWIDE QUESTION 2 (Vote for 1)

Precincts Reported: 15 of 15 (100.00%)

	Election Day	Early Vote	Mail In	Total	
Times Cast	1,648	3,468	2,907	8,023 / 9,124	87.93%
Undervotes	107	154	146	407	
Overvotes	0	0	0	0	

Candidate	Party	Election Day	Early Vote	Mail In	Total	
Yes		656	1,146	1,429	3,231	42.42%
No		885	2,168	1,332	4,385	57.58%
Total Votes		1,541	3,314	2,761	7,616	

STATEWIDE QUESTION 3 (Vote for 1)

Precincts Reported: 15 of 15 (100.00%)

	Election Day	Early Vote	Mail In	Total	
Times Cast	1,648	3,468	2,907	8,023 / 9,124	87.93%
Undervotes	55	88	73	216	
Overvotes	0	0	0	0	

Candidate	Party	Election Day	Early Vote	Mail In	Total	
Yes		669	886	1,112	2,667	34.16%
No		924	2,494	1,722	5,140	65.84%
Total Votes		1,593	3,380	2,834	7,807	

STATEWIDE QUESTION 4 (Vote for 1)

Precincts Reported: 15 of 15 (100.00%)

	Election Day	Early Vote	Mail In	Total	
Times Cast	1,648	3,468	2,907	8,023 / 9,124	87.93%
Undervotes	87	139	114	340	
Overvotes	0	0	0	0	

Candidate	Party	Election Day	Early Vote	Mail In	Total	
Yes		469	959	1,241	2,669	34.74%
No		1,092	2,370	1,552	5,014	65.26%
Total Votes		1,561	3,329	2,793	7,683	

STATEWIDE QUESTION 5 (Vote for 1)

Precincts Reported: 15 of 15 (100.00%)

	Election Day	Early Vote	Mail In	Total	
Times Cast	1,648	3,468	2,907	8,023 / 9,124	87.93%
Undervotes	80	125	115	320	
Overvotes	0	0	0	0	

Candidate	Party	Election Day	Early Vote	Mail In	Total	
Yes		862	1,622	1,611	4,095	53.16%
No		706	1,721	1,181	3,608	46.84%
Total Votes		1,568	3,343	2,792	7,703	

STATEWIDE QUESTION 6 (Vote for 1)

Precincts Reported: 15 of 15 (100.00%)

	Election Day	Early Vote	Mail In	Total	
Times Cast	1,648	3,468	2,907	8,023 / 9,124	87.93%
Undervotes	68	98	80	246	
Overvotes	0	0	0	0	

Candidate	Party	Election Day	Early Vote	Mail In	Total	
Yes		762	1,291	1,613	3,666	47.14%
No		818	2,079	1,214	4,111	52.86%
Total Votes		1,580	3,370	2,827	7,777	

STATEWIDE QUESTION 7 (Vote for 1)

Precincts Reported: 15 of 15 (100.00%)

	Election Day	Early Vote	Mail In	Total	
Times Cast	1,648	3,468	2,907	8,023 / 9,124	87.93%
Undervotes	53	70	80	203	
Overvotes	0	0	0	0	

Candidate	Party	Election Day	Early Vote	Mail In	Total	
Yes		1,378	3,016	2,204	6,598	84.37%
No		217	382	623	1,222	15.63%
Total Votes		1,595	3,398	2,827	7,820	

Statement of Votes Cast

General Election

HUMBOLDT COUNTY

November 05, 2024

SOVC for: All Contests, All Districts, All Counting Groups

Precinct	Registered Voters	Voters Cast	% Turnout
County			
Humboldt County			
01	867	735	84.78%
02	789	686	86.95%
03	690	596	86.38%
04	908	738	81.28%
05	1,153	1,059	91.85%
06	1,291	1,167	90.40%
07	1,071	1,005	93.84%
08	124	110	88.71%
09	227	184	81.06%
10	197	140	71.07%
11	237	222	93.67%
12	218	204	93.58%
13	281	245	87.19%
14	730	670	91.78%
15	341	262	76.83%
99	0	0	N/A
88	0	14	N/A
Humboldt County - Total	9,124	8,037	88.09%
Cumulative			
Cumulative	0	0	N/A
Cumulative - Total	0	0	N/A
County - Total	9,124	8,037	88.09%

PRESIDENT AND VICE PRESIDENT OF THE UNITED STATES (Vote for 1)

Precinct	Times Cast	Registered Voters	Undervotes	Overvotes
County				
Humboldt County				
01	735	867	1	0
02	686	789	2	0
03	596	690	1	0
04	738	908	1	0
05	1,059	1,153	0	0
06	1,167	1,291	1	0
07	1,005	1,071	1	0
08	110	124	0	0
09	184	227	0	0
10	140	197	0	0
11	222	237	0	0
12	204	218	0	0
13	245	281	0	0
14	670	730	0	0
15	262	341	0	0
99	0	0	0	0
88	14	0	0	0
Humboldt County - Total	8,037	9,124	7	0
Cumulative				
Cumulative	0	0	0	0
Cumulative - Total	0	0	0	0
County - Total	8,037	9,124	7	0

Precinct	Harris, Kamala D. and Walz, Tim (DEM)	Oliver, Chase and ter Maat, Michael (LPN)
County		
Humboldt County		
01	180 24.52%	6 0.82%
02	214 31.29%	5 0.73%
03	159 26.72%	6 1.01%
04	218 29.58%	0 0.00%
05	235 22.19%	4 0.38%
06	221 18.95%	1 0.09%
07	129 12.85%	5 0.50%
08	13 11.82%	1 0.91%
09	39 21.20%	1 0.54%
10	76 54.29%	0 0.00%
11	20 9.01%	0 0.00%
12	22 10.78%	0 0.00%
13	36 14.69%	0 0.00%
14	94 14.03%	0 0.00%
15	53 20.23%	1 0.38%
99	0	0
88	2 14.29%	0 0.00%
Humboldt County - Total	1,711 21.31%	30 0.37%
Cumulative		
Cumulative	0	0
Cumulative - Total	0	0
County - Total	1,711 21.31%	30 0.37%

Precinct	Skousen, Joel and Combs, Rik (IAP)		Trump, Donald J. and Vance, JD (REP)		None of These Candidates		Total Votes
County							
Humboldt County							
01	4	0.54%	535	72.89%	9	1.23%	734
02	5	0.73%	445	65.06%	15	2.19%	684
03	0	0.00%	414	69.58%	16	2.69%	595
04	2	0.27%	506	68.66%	11	1.49%	737
05	1	0.09%	801	75.64%	18	1.70%	1,059
06	4	0.34%	924	79.25%	16	1.37%	1,166
07	2	0.20%	851	84.76%	17	1.69%	1,004
08	0	0.00%	93	84.55%	3	2.73%	110
09	1	0.54%	142	77.17%	1	0.54%	184
10	0	0.00%	61	43.57%	3	2.14%	140
11	1	0.45%	200	90.09%	1	0.45%	222
12	0	0.00%	180	88.24%	2	0.98%	204
13	1	0.41%	207	84.49%	1	0.41%	245
14	0	0.00%	567	84.63%	9	1.34%	670
15	1	0.38%	203	77.48%	4	1.53%	262
99	0		0		0		0
88	0	0.00%	12	85.71%	0	0.00%	14
Humboldt County - Total	22	0.27%	6,141	76.48%	126	1.57%	8,030
Cumulative							
Cumulative	0		0		0		0
Cumulative - Total	0		0		0		0
County - Total	22	0.27%	6,141	76.48%	126	1.57%	8,030

UNITED STATES SENATOR (Vote for 1)

Precinct	Times Cast	Registered Voters	Undervotes	Overvotes
County				
Humboldt County				
01	735	867	7	0
02	686	789	12	0
03	596	690	4	0
04	738	908	5	0
05	1,059	1,153	9	0
06	1,167	1,291	9	0
07	1,005	1,071	6	0
08	110	124	0	0
09	184	227	1	0
10	140	197	0	0
11	222	237	0	0
12	204	218	0	0
13	245	281	0	0
14	670	730	1	0
15	262	341	1	0
Humboldt County - Total	8,023	9,124	55	0
Cumulative				
Cumulative	0	0	0	0
Cumulative - Total	0	0	0	0
County - Total	8,023	9,124	55	0

Precinct	Brown, Sam (REP)	Cunningham, Chris (LPN)
County		
Humboldt County		
01	464 63.74%	22 3.02%
02	389 57.72%	14 2.08%
03	358 60.47%	17 2.87%
04	429 58.53%	16 2.18%
05	737 70.19%	12 1.14%
06	835 72.11%	21 1.81%
07	781 78.18%	18 1.80%
08	89 80.91%	0 0.00%
09	121 66.12%	4 2.19%
10	56 40.00%	3 2.14%
11	191 86.04%	3 1.35%
12	164 80.39%	5 2.45%
13	190 77.55%	1 0.41%
14	511 76.38%	17 2.54%
15	185 70.88%	7 2.68%
Humboldt County - Total	5,500 69.03%	160 2.01%
Cumulative		
Cumulative	0	0
Cumulative - Total	0	0
County - Total	5,500 69.03%	160 2.01%

Precinct	Hansen, Janine (IAP)		Rosen, Jacky S. (DEM)		None of These Candidates		Total Votes
County							
Humboldt County							
01	23	3.16%	188	25.82%	31	4.26%	728
02	16	2.37%	224	33.23%	31	4.60%	674
03	17	2.87%	176	29.73%	24	4.05%	592
04	19	2.59%	228	31.11%	41	5.59%	733
05	16	1.52%	255	24.29%	30	2.86%	1,050
06	37	3.20%	241	20.81%	24	2.07%	1,158
07	14	1.40%	150	15.02%	36	3.60%	999
08	2	1.82%	16	14.55%	3	2.73%	110
09	7	3.83%	46	25.14%	5	2.73%	183
10	1	0.71%	72	51.43%	8	5.71%	140
11	5	2.25%	20	9.01%	3	1.35%	222
12	3	1.47%	28	13.73%	4	1.96%	204
13	7	2.86%	39	15.92%	8	3.27%	245
14	17	2.54%	102	15.25%	22	3.29%	669
15	6	2.30%	53	20.31%	10	3.83%	261
Humboldt County - Total	190	2.38%	1,838	23.07%	280	3.51%	7,968
Cumulative							
Cumulative	0		0		0		0
Cumulative - Total	0		0		0		0
County - Total	190	2.38%	1,838	23.07%	280	3.51%	7,968

REPRESENTATIVE IN CONGRESS, DISTRICT 2 (Vote for 1)

Precinct	Times Cast	Registered Voters	Undervotes	Overvotes
County				
Humboldt County				
01	735	867	29	0
02	686	789	29	0
03	596	690	24	0
04	738	908	27	0
05	1,059	1,153	42	0
06	1,167	1,291	33	0
07	1,005	1,071	27	0
08	110	124	2	0
09	184	227	8	0
10	140	197	10	0
11	222	237	5	0
12	204	218	3	0
13	245	281	6	0
14	670	730	17	0
15	262	341	10	0
Humboldt County - Total	8,023	9,124	272	0
Cumulative				
Cumulative	0	0	0	0
Cumulative - Total	0	0	0	0
County - Total	8,023	9,124	272	0

Precinct	Amodei, Mark E. (REP)		Chapman, Lynn (IAP)	
County				
Humboldt County				
01	453	64.16%	33	4.67%
02	426	64.84%	26	3.96%
03	400	69.93%	16	2.80%
04	441	62.03%	36	5.06%
05	748	73.55%	29	2.85%
06	849	74.87%	35	3.09%
07	775	79.24%	22	2.25%
08	91	84.26%	3	2.78%
09	122	69.32%	10	5.68%
10	67	51.54%	17	13.08%
11	184	84.79%	7	3.23%
12	168	83.58%	6	2.99%
13	196	82.01%	5	2.09%
14	520	79.63%	11	1.68%
15	190	75.40%	3	1.19%
Humboldt County - Total	5,630	72.64%	259	3.34%
Cumulative				
Cumulative	0		0	
Cumulative - Total	0		0	
County - Total	5,630	72.64%	259	3.34%

Precinct	Kidd, Greg (NPP)		Tachiquin, Javi "Trujillo" (LPN)		Total Votes
County					
Humboldt County					
01	186	26.35%	34	4.82%	706
02	169	25.72%	36	5.48%	657
03	142	24.83%	14	2.45%	572
04	185	26.02%	49	6.89%	711
05	214	21.04%	26	2.56%	1,017
06	213	18.78%	37	3.26%	1,134
07	160	16.36%	21	2.15%	978
08	11	10.19%	3	2.78%	108
09	39	22.16%	5	2.84%	176
10	36	27.69%	10	7.69%	130
11	22	10.14%	4	1.84%	217
12	22	10.95%	5	2.49%	201
13	35	14.64%	3	1.26%	239
14	108	16.54%	14	2.14%	653
15	52	20.63%	7	2.78%	252
Humboldt County - Total	1,594	20.57%	268	3.46%	7,751
Cumulative					
Cumulative	0		0		0
Cumulative - Total	0		0		0
County - Total	1,594	20.57%	268	3.46%	7,751

STATE ASSEMBLY, DISTRICT 32 (Vote for 1)

Precinct	Times Cast	Registered Voters	Undervotes	Overvotes
County				
Humboldt County				
01	735	867	38	0
02	686	789	39	0
03	596	690	26	0
04	738	908	34	0
05	1,059	1,153	49	0
06	1,167	1,291	33	0
07	1,005	1,071	37	0
08	110	124	3	0
09	184	227	9	0
10	140	197	7	0
11	222	237	7	0
12	204	218	6	0
13	245	281	6	0
14	670	730	23	0
15	262	341	10	0
Humboldt County - Total	8,023	9,124	327	0
Cumulative				
Cumulative	0	0	0	0
Cumulative - Total	0	0	0	0
County - Total	8,023	9,124	327	0

Precinct	Hansen, Alexis M. (REP)		Thomas, Arnold W. (DEM)		Total Votes
County					
Humboldt County					
01	549	78.77%	148	21.23%	697
02	472	72.95%	175	27.05%	647
03	438	76.84%	132	23.16%	570
04	526	74.72%	178	25.28%	704
05	840	83.17%	170	16.83%	1,010
06	954	84.13%	180	15.87%	1,134
07	869	89.77%	99	10.23%	968
08	95	88.79%	12	11.21%	107
09	144	82.29%	31	17.71%	175
10	61	45.86%	72	54.14%	133
11	198	92.09%	17	7.91%	215
12	174	87.88%	24	12.12%	198
13	209	87.45%	30	12.55%	239
14	572	88.41%	75	11.59%	647
15	213	84.52%	39	15.48%	252
Humboldt County - Total	6,314	82.04%	1,382	17.96%	7,696
Cumulative					
Cumulative	0		0		0
Cumulative - Total	0		0		0
County - Total	6,314	82.04%	1,382	17.96%	7,696

COUNTY COMMISSIONER - SEAT A (Vote for 1)

Precinct	Times Cast	Registered Voters	Undervotes	Overvotes
County				
Humboldt County				
01	735	867	102	0
02	686	789	97	0
03	596	690	95	0
04	738	908	120	0
05	1,059	1,153	130	0
06	1,167	1,291	115	0
07	1,005	1,071	115	0
08	110	124	22	0
09	184	227	30	0
10	140	197	38	0
11	222	237	27	0
12	204	218	29	0
13	245	281	32	0
14	670	730	61	0
15	262	341	38	0
Humboldt County - Total	8,023	9,124	1,051	0
Cumulative				
Cumulative	0	0	0	0
Cumulative - Total	0	0	0	0
County - Total	8,023	9,124	1,051	0

Precinct	Hill, Jesse (REP)	Total Votes
County		
Humboldt County		
01	633 100.00%	633
02	589 100.00%	589
03	501 100.00%	501
04	618 100.00%	618
05	929 100.00%	929
06	1,052 100.00%	1,052
07	890 100.00%	890
08	88 100.00%	88
09	154 100.00%	154
10	102 100.00%	102
11	195 100.00%	195
12	175 100.00%	175
13	213 100.00%	213
14	609 100.00%	609
15	224 100.00%	224
Humboldt County - Total	6,972 100.00%	6,972
Cumulative		
Cumulative	0	0
Cumulative - Total	0	0
County - Total	6,972 100.00%	6,972

COUNTY COMMISSIONER - SEAT B (Vote for 1)

Precinct	Times Cast	Registered Voters	Undervotes	Overvotes
County				
Humboldt County				
01	735	867	117	0
02	686	789	119	0
03	596	690	102	0
04	738	908	127	0
05	1,059	1,153	167	0
06	1,167	1,291	141	0
07	1,005	1,071	125	0
08	110	124	21	0
09	184	227	29	0
10	140	197	39	0
11	222	237	35	0
12	204	218	31	0
13	245	281	36	0
14	670	730	84	0
15	262	341	40	0
Humboldt County - Total	8,023	9,124	1,213	0
Cumulative				
Cumulative	0	0	0	0
Cumulative - Total	0	0	0	0
County - Total	8,023	9,124	1,213	0

Precinct	Brooks, Paige L (REP)	Total Votes
County		
Humboldt County		
01	618 100.00%	618
02	567 100.00%	567
03	494 100.00%	494
04	611 100.00%	611
05	892 100.00%	892
06	1,026 100.00%	1,026
07	880 100.00%	880
08	89 100.00%	89
09	155 100.00%	155
10	101 100.00%	101
11	187 100.00%	187
12	173 100.00%	173
13	209 100.00%	209
14	586 100.00%	586
15	222 100.00%	222
Humboldt County - Total	6,810 100.00%	6,810
Cumulative		
Cumulative	0	0
Cumulative - Total	0	0
County - Total	6,810 100.00%	6,810

COUNTY COMMISSIONER - SEAT D (Vote for 1)

Precinct	Times Cast	Registered Voters	Undervotes	Overvotes
County				
Humboldt County				
01	735	867	99	0
02	686	789	96	0
03	596	690	93	0
04	738	908	119	0
05	1,059	1,153	127	0
06	1,167	1,291	122	0
07	1,005	1,071	105	0
08	110	124	21	0
09	184	227	27	0
10	140	197	33	0
11	222	237	27	0
12	204	218	25	0
13	245	281	27	0
14	670	730	67	0
15	262	341	34	0
Humboldt County - Total	8,023	9,124	1,022	0
Cumulative				
Cumulative	0	0	0	0
Cumulative - Total	0	0	0	0
County - Total	8,023	9,124	1,022	0

Precinct	Tipton, Robert "Ken" (REP)	Total Votes
County		
Humboldt County		
01	636 100.00%	636
02	590 100.00%	590
03	503 100.00%	503
04	619 100.00%	619
05	932 100.00%	932
06	1,045 100.00%	1,045
07	900 100.00%	900
08	89 100.00%	89
09	157 100.00%	157
10	107 100.00%	107
11	195 100.00%	195
12	179 100.00%	179
13	218 100.00%	218
14	603 100.00%	603
15	228 100.00%	228
Humboldt County - Total	7,001 100.00%	7,001
Cumulative		
Cumulative	0	0
Cumulative - Total	0	0
County - Total	7,001 100.00%	7,001

JUSTICE OF THE SUPREME COURT, SEAT C (Vote for 1)

Precinct	Times Cast	Registered Voters	Undervotes	Overvotes
County				
Humboldt County				
01	735	867	78	0
02	686	789	64	0
03	596	690	78	0
04	738	908	65	0
05	1,059	1,153	108	0
06	1,167	1,291	103	0
07	1,005	1,071	101	0
08	110	124	21	0
09	184	227	22	0
10	140	197	22	0
11	222	237	36	0
12	204	218	23	0
13	245	281	25	0
14	670	730	56	0
15	262	341	32	0
Humboldt County - Total	8,023	9,124	834	0
Cumulative				
Cumulative	0	0	0	0
Cumulative - Total	0	0	0	0
County - Total	8,023	9,124	834	0

Precinct	Cadish, Elissa (NP)	None of These Candidates	Total Votes
County			
Humboldt County			
01	464 70.62%	193 29.38%	657
02	444 71.38%	178 28.62%	622
03	353 68.15%	165 31.85%	518
04	469 69.69%	204 30.31%	673
05	641 67.40%	310 32.60%	951
06	746 70.11%	318 29.89%	1,064
07	605 66.92%	299 33.08%	904
08	59 66.29%	30 33.71%	89
09	120 74.07%	42 25.93%	162
10	69 58.47%	49 41.53%	118
11	126 67.74%	60 32.26%	186
12	102 56.35%	79 43.65%	181
13	138 62.73%	82 37.27%	220
14	399 64.98%	215 35.02%	614
15	165 71.74%	65 28.26%	230
Humboldt County - Total	4,900 68.16%	2,289 31.84%	7,189
Cumulative			
Cumulative	0	0	0
Cumulative - Total	0	0	0
County - Total	4,900 68.16%	2,289 31.84%	7,189

JUSTICE OF THE SUPREME COURT, SEAT F (Vote for 1)

Precinct	Times Cast	Registered Voters	Undervotes	Overvotes
County				
Humboldt County				
01	735	867	84	0
02	686	789	68	0
03	596	690	75	0
04	738	908	65	0
05	1,059	1,153	113	0
06	1,167	1,291	109	0
07	1,005	1,071	108	0
08	110	124	23	0
09	184	227	22	0
10	140	197	22	0
11	222	237	35	0
12	204	218	25	0
13	245	281	25	0
14	670	730	59	0
15	262	341	31	0
Humboldt County - Total	8,023	9,124	864	0
Cumulative				
Cumulative	0	0	0	0
Cumulative - Total	0	0	0	0
County - Total	8,023	9,124	864	0

Precinct	Lee, Patty (NP)	None of These Candidates	Total Votes
County			
Humboldt County			
01	467 71.74%	184 28.26%	651
02	438 70.87%	180 29.13%	618
03	363 69.67%	158 30.33%	521
04	463 68.80%	210 31.20%	673
05	660 69.77%	286 30.23%	946
06	746 70.51%	312 29.49%	1,058
07	608 67.78%	289 32.22%	897
08	58 66.67%	29 33.33%	87
09	116 71.60%	46 28.40%	162
10	75 63.56%	43 36.44%	118
11	130 69.52%	57 30.48%	187
12	99 55.31%	80 44.69%	179
13	139 63.18%	81 36.82%	220
14	409 66.94%	202 33.06%	611
15	168 72.73%	63 27.27%	231
Humboldt County - Total	4,939 68.99%	2,220 31.01%	7,159
Cumulative			
Cumulative	0	0	0
Cumulative - Total	0	0	0
County - Total	4,939 68.99%	2,220 31.01%	7,159

JUSTICE OF THE SUPREME COURT, SEAT G (Vote for 1)

Precinct	Times Cast	Registered Voters	Undervotes	Overvotes
County				
Humboldt County				
01	735	867	87	0
02	686	789	67	0
03	596	690	77	0
04	738	908	66	0
05	1,059	1,153	112	0
06	1,167	1,291	107	0
07	1,005	1,071	105	0
08	110	124	22	0
09	184	227	24	0
10	140	197	21	0
11	222	237	39	0
12	204	218	24	0
13	245	281	29	0
14	670	730	60	0
15	262	341	34	0
Humboldt County - Total	8,023	9,124	874	0
Cumulative				
Cumulative	0	0	0	0
Cumulative - Total	0	0	0	0
County - Total	8,023	9,124	874	0

Precinct	Stiglich, Lidia (NP)	None of These Candidates	Total Votes
County			
Humboldt County			
01	462 71.30%	186 28.70%	648
02	445 71.89%	174 28.11%	619
03	357 68.79%	162 31.21%	519
04	466 69.35%	206 30.65%	672
05	664 70.12%	283 29.88%	947
06	757 71.42%	303 28.58%	1,060
07	608 67.56%	292 32.44%	900
08	60 68.18%	28 31.82%	88
09	117 73.13%	43 26.88%	160
10	72 60.50%	47 39.50%	119
11	123 67.21%	60 32.79%	183
12	112 62.22%	68 37.78%	180
13	137 63.43%	79 36.57%	216
14	422 69.18%	188 30.82%	610
15	162 71.05%	66 28.95%	228
Humboldt County - Total	4,964 69.44%	2,185 30.56%	7,149
Cumulative			
Cumulative	0	0	0
Cumulative - Total	0	0	0
County - Total	4,964 69.44%	2,185 30.56%	7,149

MEMBER, STATE BOARD OF EDUCATION, DISTRICT 2 (Vote for 1)

Precinct	Times Cast	Registered Voters	Undervotes	Overvotes
County				
Humboldt County				
01	735	867	104	0
02	686	789	89	0
03	596	690	98	0
04	738	908	85	0
05	1,059	1,153	150	0
06	1,167	1,291	138	0
07	1,005	1,071	136	0
08	110	124	29	0
09	184	227	33	0
10	140	197	31	0
11	222	237	36	0
12	204	218	37	0
13	245	281	34	0
14	670	730	79	0
15	262	341	41	0
Humboldt County - Total	8,023	9,124	1,120	0
Cumulative				
Cumulative	0	0	0	0
Cumulative - Total	0	0	0	0
County - Total	8,023	9,124	1,120	0

Precinct	Davis, Paul "Doc" (NP)		Orr, Angela (NP)		Total Votes
County					
Humboldt County					
01	321	50.87%	310	49.13%	631
02	284	47.57%	313	52.43%	597
03	221	44.38%	277	55.62%	498
04	310	47.47%	343	52.53%	653
05	371	40.81%	538	59.19%	909
06	504	48.98%	525	51.02%	1,029
07	441	50.75%	428	49.25%	869
08	34	41.98%	47	58.02%	81
09	81	53.64%	70	46.36%	151
10	48	44.04%	61	55.96%	109
11	96	51.61%	90	48.39%	186
12	79	47.31%	88	52.69%	167
13	112	53.08%	99	46.92%	211
14	291	49.24%	300	50.76%	591
15	133	60.18%	88	39.82%	221
Humboldt County - Total	3,326	48.18%	3,577	51.82%	6,903
Cumulative					
Cumulative	0		0		0
Cumulative - Total	0		0		0
County - Total	3,326	48.18%	3,577	51.82%	6,903

HOSPITAL BOARD SEAT C (Vote for 1)

Precinct	Times Cast	Registered Voters	Undervotes	Overvotes
County				
Humboldt County				
01	735	867	106	0
02	686	789	76	0
03	596	690	82	0
04	738	908	94	0
05	1,059	1,153	142	0
06	1,167	1,291	145	0
07	1,005	1,071	113	0
08	110	124	21	0
09	184	227	35	0
10	140	197	31	0
11	222	237	44	0
12	204	218	31	0
13	245	281	36	0
14	670	730	80	0
15	262	341	42	0
Humboldt County - Total	8,023	9,124	1,078	0
Cumulative				
Cumulative	0	0	0	0
Cumulative - Total	0	0	0	0
County - Total	8,023	9,124	1,078	0

Precinct	Bourbon, Rachel (NP)		Tibbals, Stephen (NP)		Total Votes
County					
Humboldt County					
01	352	55.96%	277	44.04%	629
02	334	54.75%	276	45.25%	610
03	270	52.53%	244	47.47%	514
04	393	61.02%	251	38.98%	644
05	454	49.51%	463	50.49%	917
06	560	54.79%	462	45.21%	1,022
07	462	51.79%	430	48.21%	892
08	44	49.44%	45	50.56%	89
09	93	62.42%	56	37.58%	149
10	55	50.46%	54	49.54%	109
11	84	47.19%	94	52.81%	178
12	108	62.43%	65	37.57%	173
13	124	59.33%	85	40.67%	209
14	324	54.92%	266	45.08%	590
15	132	60.00%	88	40.00%	220
Humboldt County - Total	3,789	54.56%	3,156	45.44%	6,945
Cumulative					
Cumulative	0		0		0
Cumulative - Total	0		0		0
County - Total	3,789	54.56%	3,156	45.44%	6,945

SCHOOL DISTRICT TRUSTEE, SEAT C (Vote for 1)

Precinct	Times Cast	Registered Voters	Undervotes	Overvotes
County				
Humboldt County				
01	735	867	101	0
02	686	789	67	0
03	596	690	70	0
04	738	908	83	0
05	1,059	1,153	119	0
06	1,167	1,291	132	0
07	1,005	1,071	98	0
08	110	124	21	0
09	184	227	30	0
10	140	197	29	0
11	222	237	43	0
12	204	218	35	0
13	245	281	36	0
14	670	730	74	0
15	262	341	42	0
Humboldt County - Total	8,023	9,124	980	0
Cumulative				
Cumulative	0	0	0	0
Cumulative - Total	0	0	0	0
County - Total	8,023	9,124	980	0

Precinct	Hilomen, Roel B (NP)		Owen, Virginia "Jenna" (NP)		Total Votes
County					
Humboldt County					
01	130	20.50%	504	79.50%	634
02	113	18.26%	506	81.74%	619
03	93	17.68%	433	82.32%	526
04	134	20.46%	521	79.54%	655
05	133	14.15%	807	85.85%	940
06	189	18.26%	846	81.74%	1,035
07	153	16.87%	754	83.13%	907
08	22	24.72%	67	75.28%	89
09	34	22.08%	120	77.92%	154
10	24	21.62%	87	78.38%	111
11	39	21.79%	140	78.21%	179
12	33	19.53%	136	80.47%	169
13	54	25.84%	155	74.16%	209
14	118	19.80%	478	80.20%	596
15	74	33.64%	146	66.36%	220
Humboldt County - Total	1,343	19.07%	5,700	80.93%	7,043
Cumulative					
Cumulative	0		0		0
Cumulative - Total	0		0		0
County - Total	1,343	19.07%	5,700	80.93%	7,043

CITY COUNCIL SEAT 1 (Vote for 1)

Precinct	Times Cast	Registered Voters	Undervotes	Overvotes
County				
Humboldt County				
01	735	867	91	0
02	686	789	78	0
03	596	690	77	0
04	539	660	65	0
05	1,041	1,134	94	0
14	22	26	3	0
Humboldt County - Total	3,619	4,166	408	0
Cumulative				
Cumulative	0	0	0	0
Cumulative - Total	0	0	0	0
County - Total	3,619	4,166	408	0

Precinct	Huber, Waylon (NP)	Lindsey, Andrew (NP)	Total Votes
County			
Humboldt County			
01	236 36.65%	408 63.35%	644
02	216 35.53%	392 64.47%	608
03	178 34.30%	341 65.70%	519
04	178 37.55%	296 62.45%	474
05	271 28.62%	676 71.38%	947
14	4 21.05%	15 78.95%	19
Humboldt County - Total	1,083 33.73%	2,128 66.27%	3,211
Cumulative			
Cumulative	0	0	0
Cumulative - Total	0	0	0
County - Total	1,083 33.73%	2,128 66.27%	3,211

JUSTICE OF THE PEACE (Vote for 1)

Precinct	Times Cast	Registered Voters	Undervotes	Overvotes
County				
Humboldt County				
01	735	867	58	0
02	686	789	46	0
03	596	690	50	0
04	738	908	54	0
05	1,059	1,153	59	0
06	1,167	1,291	87	0
07	1,005	1,071	69	0
08	110	124	16	0
09	184	227	26	0
10	140	197	18	0
11	222	237	34	0
12	204	218	14	0
13	245	281	23	0
14	670	730	39	0
15	262	341	28	0
Humboldt County - Total	8,023	9,124	621	0
Cumulative				
Cumulative	0	0	0	0
Cumulative - Total	0	0	0	0
County - Total	8,023	9,124	621	0

Precinct	Dawson, Jeff (NP)		Mavity, Mike (NP)		Total Votes
County					
Humboldt County					
01	281	41.51%	396	58.49%	677
02	257	40.16%	383	59.84%	640
03	200	36.63%	346	63.37%	546
04	300	43.86%	384	56.14%	684
05	373	37.30%	627	62.70%	1,000
06	445	41.20%	635	58.80%	1,080
07	383	40.92%	553	59.08%	936
08	48	51.06%	46	48.94%	94
09	85	53.80%	73	46.20%	158
10	75	61.48%	47	38.52%	122
11	83	44.15%	105	55.85%	188
12	74	38.95%	116	61.05%	190
13	105	47.30%	117	52.70%	222
14	282	44.69%	349	55.31%	631
15	113	48.29%	121	51.71%	234
Humboldt County - Total	3,104	41.93%	4,298	58.07%	7,402
Cumulative					
Cumulative	0		0		0
Cumulative - Total	0		0		0
County - Total	3,104	41.93%	4,298	58.07%	7,402

STATEWIDE QUESTION 1 (Vote for 1)

Precinct	Times Cast	Registered Voters	Undervotes	Overvotes
County				
Humboldt County				
01	735	867	45	0
02	686	789	39	0
03	596	690	34	0
04	738	908	45	0
05	1,059	1,153	55	0
06	1,167	1,291	63	0
07	1,005	1,071	50	0
08	110	124	11	0
09	184	227	19	0
10	140	197	9	0
11	222	237	7	0
12	204	218	5	0
13	245	281	12	0
14	670	730	38	0
15	262	341	10	0
Humboldt County - Total	8,023	9,124	442	0
Cumulative				
Cumulative	0	0	0	0
Cumulative - Total	0	0	0	0
County - Total	8,023	9,124	442	0

Precinct	Yes		No		Total Votes
County					
Humboldt County					
01	219	31.74%	471	68.26%	690
02	231	35.70%	416	64.30%	647
03	159	28.29%	403	71.71%	562
04	248	35.79%	445	64.21%	693
05	227	22.61%	777	77.39%	1,004
06	338	30.62%	766	69.38%	1,104
07	250	26.18%	705	73.82%	955
08	30	30.30%	69	69.70%	99
09	37	22.42%	128	77.58%	165
10	51	38.93%	80	61.07%	131
11	48	22.33%	167	77.67%	215
12	38	19.10%	161	80.90%	199
13	58	24.89%	175	75.11%	233
14	156	24.68%	476	75.32%	632
15	73	28.97%	179	71.03%	252
Humboldt County - Total	2,163	28.53%	5,418	71.47%	7,581
Cumulative					
Cumulative	0		0		0
Cumulative - Total	0		0		0
County - Total	2,163	28.53%	5,418	71.47%	7,581

STATEWIDE QUESTION 2 (Vote for 1)

Precinct	Times Cast	Registered Voters	Undervotes	Overvotes
County				
Humboldt County				
01	735	867	40	0
02	686	789	38	0
03	596	690	26	0
04	738	908	46	0
05	1,059	1,153	57	0
06	1,167	1,291	51	0
07	1,005	1,071	44	0
08	110	124	6	0
09	184	227	19	0
10	140	197	12	0
11	222	237	8	0
12	204	218	3	0
13	245	281	9	0
14	670	730	33	0
15	262	341	15	0
Humboldt County - Total	8,023	9,124	407	0
Cumulative				
Cumulative	0	0	0	0
Cumulative - Total	0	0	0	0
County - Total	8,023	9,124	407	0

Precinct	Yes	No	Total Votes
County			
Humboldt County			
01	350 50.36%	345 49.64%	695
02	317 48.92%	331 51.08%	648
03	281 49.30%	289 50.70%	570
04	354 51.16%	338 48.84%	692
05	406 40.52%	596 59.48%	1,002
06	488 43.73%	628 56.27%	1,116
07	358 37.25%	603 62.75%	961
08	30 28.85%	74 71.15%	104
09	75 45.45%	90 54.55%	165
10	62 48.44%	66 51.56%	128
11	64 29.91%	150 70.09%	214
12	69 34.33%	132 65.67%	201
13	68 28.81%	168 71.19%	236
14	208 32.65%	429 67.35%	637
15	101 40.89%	146 59.11%	247
Humboldt County - Total	3,231 42.42%	4,385 57.58%	7,616
Cumulative			
Cumulative	0	0	0
Cumulative - Total	0	0	0
County - Total	3,231 42.42%	4,385 57.58%	7,616

STATEWIDE QUESTION 3 (Vote for 1)

Precinct	Times Cast	Registered Voters	Undervotes	Overvotes
County				
Humboldt County				
01	735	867	24	0
02	686	789	23	0
03	596	690	12	0
04	738	908	29	0
05	1,059	1,153	19	0
06	1,167	1,291	36	0
07	1,005	1,071	26	0
08	110	124	4	0
09	184	227	9	0
10	140	197	4	0
11	222	237	4	0
12	204	218	2	0
13	245	281	3	0
14	670	730	15	0
15	262	341	6	0
Humboldt County - Total	8,023	9,124	216	0
Cumulative				
Cumulative	0	0	0	0
Cumulative - Total	0	0	0	0
County - Total	8,023	9,124	216	0

Precinct	Yes	No	Total Votes
County			
Humboldt County			
01	271 38.12%	440 61.88%	711
02	283 42.68%	380 57.32%	663
03	208 35.62%	376 64.38%	584
04	325 45.84%	384 54.16%	709
05	330 31.73%	710 68.27%	1,040
06	355 31.39%	776 68.61%	1,131
07	277 28.29%	702 71.71%	979
08	29 27.36%	77 72.64%	106
09	62 35.43%	113 64.57%	175
10	64 47.06%	72 52.94%	136
11	52 23.85%	166 76.15%	218
12	40 19.80%	162 80.20%	202
13	70 28.93%	172 71.07%	242
14	203 30.99%	452 69.01%	655
15	98 38.28%	158 61.72%	256
Humboldt County - Total	2,667 34.16%	5,140 65.84%	7,807
Cumulative			
Cumulative	0	0	0
Cumulative - Total	0	0	0
County - Total	2,667 34.16%	5,140 65.84%	7,807

STATEWIDE QUESTION 4 (Vote for 1)

Precinct	Times Cast	Registered Voters	Undervotes	Overvotes
County				
Humboldt County				
01	735	867	35	0
02	686	789	31	0
03	596	690	19	0
04	738	908	37	0
05	1,059	1,153	41	0
06	1,167	1,291	54	0
07	1,005	1,071	41	0
08	110	124	6	0
09	184	227	12	0
10	140	197	8	0
11	222	237	6	0
12	204	218	2	0
13	245	281	9	0
14	670	730	26	0
15	262	341	13	0
Humboldt County - Total	8,023	9,124	340	0
Cumulative				
Cumulative	0	0	0	0
Cumulative - Total	0	0	0	0
County - Total	8,023	9,124	340	0

Precinct	Yes	No	Total Votes
County			
Humboldt County			
01	293 41.86%	407 58.14%	700
02	256 39.08%	399 60.92%	655
03	210 36.40%	367 63.60%	577
04	300 42.80%	401 57.20%	701
05	363 35.66%	655 64.34%	1,018
06	364 32.70%	749 67.30%	1,113
07	279 28.94%	685 71.06%	964
08	28 26.92%	76 73.08%	104
09	60 34.88%	112 65.12%	172
10	53 40.15%	79 59.85%	132
11	44 20.37%	172 79.63%	216
12	48 23.76%	154 76.24%	202
13	83 35.17%	153 64.83%	236
14	198 30.75%	446 69.25%	644
15	90 36.14%	159 63.86%	249
Humboldt County - Total	2,669 34.74%	5,014 65.26%	7,683
Cumulative			
Cumulative	0	0	0
Cumulative - Total	0	0	0
County - Total	2,669 34.74%	5,014 65.26%	7,683

STATEWIDE QUESTION 5 (Vote for 1)

Precinct	Times Cast	Registered Voters	Undervotes	Overvotes
County				
Humboldt County				
01	735	867	33	0
02	686	789	30	0
03	596	690	18	0
04	738	908	38	0
05	1,059	1,153	45	0
06	1,167	1,291	45	0
07	1,005	1,071	31	0
08	110	124	9	0
09	184	227	13	0
10	140	197	8	0
11	222	237	6	0
12	204	218	3	0
13	245	281	4	0
14	670	730	28	0
15	262	341	9	0
Humboldt County - Total	8,023	9,124	320	0
Cumulative				
Cumulative	0	0	0	0
Cumulative - Total	0	0	0	0
County - Total	8,023	9,124	320	0

Precinct	Yes		No		Total Votes
County					
Humboldt County					
01	381	54.27%	321	45.73%	702
02	370	56.40%	286	43.60%	656
03	314	54.33%	264	45.67%	578
04	417	59.57%	283	40.43%	700
05	481	47.44%	533	52.56%	1,014
06	646	57.58%	476	42.42%	1,122
07	500	51.33%	474	48.67%	974
08	58	57.43%	43	42.57%	101
09	90	52.63%	81	47.37%	171
10	69	52.27%	63	47.73%	132
11	100	46.30%	116	53.70%	216
12	84	41.79%	117	58.21%	201
13	115	47.72%	126	52.28%	241
14	308	47.98%	334	52.02%	642
15	162	64.03%	91	35.97%	253
Humboldt County - Total	4,095	53.16%	3,608	46.84%	7,703
Cumulative					
Cumulative	0		0		0
Cumulative - Total	0		0		0
County - Total	4,095	53.16%	3,608	46.84%	7,703

STATEWIDE QUESTION 6 (Vote for 1)

Precinct	Times Cast	Registered Voters	Undervotes	Overvotes
County				
Humboldt County				
01	735	867	27	0
02	686	789	24	0
03	596	690	15	0
04	738	908	30	0
05	1,059	1,153	23	0
06	1,167	1,291	45	0
07	1,005	1,071	22	0
08	110	124	6	0
09	184	227	6	0
10	140	197	4	0
11	222	237	6	0
12	204	218	3	0
13	245	281	4	0
14	670	730	23	0
15	262	341	8	0
Humboldt County - Total	8,023	9,124	246	0
Cumulative				
Cumulative	0	0	0	0
Cumulative - Total	0	0	0	0
County - Total	8,023	9,124	246	0

Precinct	Yes	No	Total Votes
County			
Humboldt County			
01	378 53.39%	330 46.61%	708
02	375 56.65%	287 43.35%	662
03	289 49.74%	292 50.26%	581
04	401 56.64%	307 43.36%	708
05	460 44.40%	576 55.60%	1,036
06	537 47.86%	585 52.14%	1,122
07	432 43.95%	551 56.05%	983
08	44 42.31%	60 57.69%	104
09	86 48.31%	92 51.69%	178
10	81 59.56%	55 40.44%	136
11	64 29.63%	152 70.37%	216
12	58 28.86%	143 71.14%	201
13	90 37.34%	151 62.66%	241
14	251 38.79%	396 61.21%	647
15	120 47.24%	134 52.76%	254
Humboldt County - Total	3,666 47.14%	4,111 52.86%	7,777
Cumulative			
Cumulative	0	0	0
Cumulative - Total	0	0	0
County - Total	3,666 47.14%	4,111 52.86%	7,777

STATEWIDE QUESTION 7 (Vote for 1)

Precinct	Times Cast	Registered Voters	Undervotes	Overvotes
County				
Humboldt County				
01	735	867	23	0
02	686	789	23	0
03	596	690	12	0
04	738	908	31	0
05	1,059	1,153	17	0
06	1,167	1,291	31	0
07	1,005	1,071	17	0
08	110	124	4	0
09	184	227	7	0
10	140	197	3	0
11	222	237	1	0
12	204	218	2	0
13	245	281	5	0
14	670	730	18	0
15	262	341	9	0
Humboldt County - Total	8,023	9,124	203	0
Cumulative				
Cumulative	0	0	0	0
Cumulative - Total	0	0	0	0
County - Total	8,023	9,124	203	0

Precinct	Yes	No	Total Votes
County			
Humboldt County			
01	595 83.57%	117 16.43%	712
02	542 81.75%	121 18.25%	663
03	485 83.05%	99 16.95%	584
04	602 85.15%	105 14.85%	707
05	869 83.40%	173 16.60%	1,042
06	974 85.74%	162 14.26%	1,136
07	852 86.23%	136 13.77%	988
08	97 91.51%	9 8.49%	106
09	146 82.49%	31 17.51%	177
10	93 67.88%	44 32.12%	137
11	201 90.95%	20 9.05%	221
12	166 82.18%	36 17.82%	202
13	203 84.58%	37 15.42%	240
14	553 84.82%	99 15.18%	652
15	220 86.96%	33 13.04%	253
Humboldt County - Total	6,598 84.37%	1,222 15.63%	7,820
Cumulative			
Cumulative	0	0	0
Cumulative - Total	0	0	0
County - Total	6,598 84.37%	1,222 15.63%	7,820