



Humboldt County Board of Commissioners
June 21, 2024 at 9:02 a.m.
Special Meeting Minutes

Those present were Chairman Jesse Hill (via Teams), Commissioners Tom Hoss, Ken Tipton and Mark Evatz (via Teams), Chief Deputy District Attorney Wendy Maddox (via Teams), County Manager Don Kalkoske and Clerk of the Board Tami Rae Spero.

CALL TO ORDER: Vice-Chairman Hoss called the special meeting to order at the regular place of meeting the Humboldt County Meeting Room, Courthouse #201, Winnemucca, Nevada.

PLEDGE OF ALLEGIANCE: All present recited the Pledge of Allegiance.

PUBLIC COMMENT: Vice-Chairman Hoss asked for public comment; none offered.

COUNTY CLERK: County Clerk Tami Rae Spero, Deputy Clerk Jessica Aguiar-Koepke and Deputy Clerk Maria Diaz appeared before the Commission.

CANVASS OF THE RETURNS FOR THE JUNE 11, 2024 PRIMARY ELECTION: Consideration, discussion, and possible approval to accept Canvass of the June 11th, 2024 Primary Election Returns for all precincts and districts within Humboldt County as required by NRS 293.387(1). A copy of the June 11, 2024 Primary Election Summary Report and Statement of Votes were provided to the Commission for review (see attached). Clerk Spero reviewed the request for the Commission noting the reports provided and stating that there were no issues identified with this election. Discussion ensued as to how to handle the signatures of the Commissioners who were not present in-person. The following motion was made by Commissioner Tipton and passed with Chairman Hill, Vice-Chairman Hoss and Commissioners Tipton and Evatz voting aye and Commissioner Cerri being absent:

To accept the canvass of the June 11, 2024 Primary Election results for all precincts and districts within Humboldt County as required by NRS 293.387(1) and to have those Commissioners online, Commissioner Hill and Commissioner Evatz, allow County Manager Don Kalkoske to sign for them and to note that Commissioner Cerri is absent.

Both Chairman Hill and Commissioner Evatz noted their aye votes and agreement to allow Manager Kalkoske to sign on their behalf.

PUBLIC COMMENT: Vice-Chairman Hoss asked for public comment. Humboldt County Clerk Spero offered public comment including a thank you to her staff, all the departments in Humboldt County for their support and assistance including the Buildings & Grounds Department including custodial, the Sheriff's Office, the Public Works Department and the Commission as well as the citizens of Humboldt County. She continued updating the Commission on the successful use of a rental trailer for the transport of election equipment noting that she may, in the future, still pursue purchasing a trailer as it would assist in

emergency situations but that, at this time, the item will not be purchased. Clerk Spero offered comment as to concerns on the lack of full reimbursement for the Presidential Preference Primary by the Nevada Secretary of State's Office explaining what costs had been submitted by her Office, based on the understanding of the legislation adopted in 2021, what had occurred with administrative language making reimbursement at the discretion of the Secretary's Office and what ultimately had been received. Commissioner Evatz offered public comment asking that the Commission issue a strongly worded letter to the Governor's Office as a follow-up to Clerk Spero's report on the reimbursement noting that he sees this as some kind of smoke and mirrors in terms of unfunded mandates; he continued congratulating the candidates who ran in the primary election for stepping up to serve the community and he congratulated those candidates that will move on to the general election. Commissioner Tipton offered public comment echoing Commissioner Evatz's comments. Vice-Chairman Hoss agreed and asked that the request be followed up on. No further public comment was offered.

ADJOURNMENT: Vice-Chairman Hoss adjourned the meeting at 9:16 a.m.

ATTEST:  Clerk APPROVED:  Chairman

(Minutes approved by the Commission and signed by the Chairman on 08.19.24)

Notice of Public Meeting
Humboldt County Board of Commissioners Special Meeting
Friday, June 21, 2024
9:00 AM

50 West 5th Street, Room 201
Winnemucca, Nevada

FOR TELECONFERENCE OR VIDEO CONFERENCE ACCESS

Click here to join the meeting:
[Join the meeting now](#)

Or by phone: +1 775-446-0241, Conference ID: 925 433 540#

1. CALL TO ORDER
2. PLEDGE OF ALLEGIANCE
3. PUBLIC COMMENT

General public comment is designated for discussion only. The public has the opportunity to address the Commission on any matter not appearing on this agenda; however, no action may be taken on a matter raised until the matter itself has been specifically included on the agenda as an item upon which action may be taken.

4. COUNTY CLERK: CANVASS OF THE RETURNS FOR THE JUNE 11, 2024
PRIMARY ELECTION (FOR POSSIBLE ACTION)

Consideration, discussion, and possible approval to accept Canvass of the June 11th, 2024 Primary Election Returns for all precincts and districts within Humboldt County as required by NRS 293.387(1). Discussion and possible action.

5. PUBLIC COMMENT

General public comment is designated for discussion only. The public has the opportunity to address the Commission on any matter not appearing on this agenda; however, no action may be taken on a matter raised until the matter itself has been specifically included on the agenda as an item upon which action may be taken.

6. ADJOURNMENT

CERTIFICATE OF POSTING

PLACES POSTED: Humboldt Co. Courthouse, 50 W. 5th St.: Rooms 201, 205, & 207 at 9:00 A.M. By: MC

Humboldt County Website: <https://www.humboldtcountynv.gov> at _____ By: _____

State of Nevada Website: www.notice.nv.gov, _____ A.M. By: _____

MEETING DATE: June 21, 2024
DATE POSTED: June 17, 2024 POSTED BY: MICHELLE COOK

NOTE FOR SUPPORTING MATERIAL: A copy of the supporting material for the meeting may be obtained at Commissioner meeting/agendas on the Humboldt County website: www.hcnv.us or by contacting the County Manager's Office, at 50 W. Fifth Street, Winnemucca, Nevada 89445, (775) 623-6300.

NOTICE TO PERSONS WITH DISABILITIES - Reasonable efforts will be made to assist and accommodate physically disabled persons desiring

to attend the meeting. Please call the Humboldt County Administrator's Office at 623-6300 in advance so that arrangements may be conveniently made.

EQUAL OPPORTUNITY NOTICE - Humboldt County is an Equal Opportunity Employer and will not discriminate against employees or applicants for employment or services in an unlawful manner.

NON-DISCRIMINATION STATEMENT - In accordance with Federal civil rights law and U.S. Department of Agriculture (USDA) civil rights regulations and policies, the USDA, its Agencies, offices, and employees, and institutions participating in or administering USDA programs are prohibited from discriminating based on race, color, national origin, religion, sex, gender identity (including gender expression), sexual orientation, disability, age, marital status, family/parental status, income derived from a public assistance program, political beliefs, or reprisal or retaliation for prior civil rights activity, in any program or activity conducted or funded by USDA (not all bases apply to all programs). Remedies and complaint filing deadlines vary by program or incident.

Persons with disabilities who require alternative means of communication for program information (e.g., Braille, large print, audiotope, American Sign Language, etc.) should Contact the responsible Agency or USDA's TARGET Center at (202) 720-2600 (voice and TTY) or contact USDA through the Federal Relay Service at (800) 877-9339. Additionally, program information may be made available in languages other than English.

To file a program discrimination complaint, complete the USDA Program Discrimination Complaint Form, AD-3027, found online at http://www.ascr.usda.gov/complaint_filing_cust.html and at any USDA office or write a letter addressed to USDA and provide in the letter all of the information requested in the form. To request a copy of the complaint form, call (866) 632-9992. Submit your completed form or letter to USDA by:

(1) Mail: U.S. Department of Agriculture

Office of the Assistant Secretary for Civil Rights

1400 Independence Avenue, SW

Washington, D.C. 20250-9410;
fax: (202) 690-7422; or
email: intake@usda.gov

USDA is an equal opportunity provider, employer, and lender.

Tami Rae Spero
County Clerk
Maria Diaz
Deputy
Harmony Brown
Deputy

Humboldt County Clerk

Humboldt County Courthouse

Jessica Koepke
Deputy
Marie Jones
Deputy
Candice Townsend
Deputy

CANVASS AND ABSTRACT OF THE VOTE OF HUMBOLDT COUNTY, STATE OF NEVADA


2024 PRIMARY ELECTION

HELD ON June 11, 2024

STATE OF NEVADA)
) ss.
COUNTY OF HUMBOLDT)

I, TAMI RAE SPERO, Clerk of said County, pursuant to NRS 293.393 and NRS 293.395, do hereby certify the attached to be a full, true and correct Statement of Votes Cast for the 2024 Primary in said County, polled at the 2024 Primary Election held on Tuesday, June 11, 2024. I hereby further certify that the complete number of votes cast for the 2024 Primary in said County is set forth in the attached document.

Witness my Hand and Official Seal, this 21st day of June, 2024.



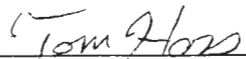
Tami Rae Spero, Humboldt County Clerk

WE, THE UNDERSIGNED Board of County Commissioners of Humboldt County, State of Nevada, do hereby accept the attached to be a full, true and correct Statement of Votes Cast for the 2024 Primary in said County, polled at the 2024 Primary Election held on Tuesday, June 11, 2024.

Dated this _____




For: Jesse Hill, Chairman



Tom Hoss, Vice-Chairman

Absent

Ron Cerri



Ken Tipton



For: Mark Evatz

Explanation for any discrepancies found: None.

Election Summary Report

Closed Primary

HUMBOLDT COUNTY

June 11, 2024

Summary for: All Contests, All Districts, All Tabulators, All Counting Groups

Elector Group	Counting Group	Voters Cast	Registered Voters	Turnout
NONPARTISAN	Election Day	68		2.53%
	Early Vote	40		1.49%
	Mail In	260		9.67%
	Total	368	2,688	13.69%
DEMOCRATIC	Election Day	78		6.88%
	Early Vote	59		5.20%
	Mail In	322		28.40%
	Total	459	1,134	40.48%
REPUBLICAN	Election Day	612		11.81%
	Early Vote	408		7.88%
	Mail In	920		17.76%
	Total	1,940	5,180	37.45%
Total	Election Day	758		8.50%
	Early Vote	507		5.69%
	Mail In	1,502		16.85%
	Total	2,767	8,914	31.04%

Precincts Reported: 15 of 15 (100.00%)

Voters Cast: 2,767 of 8,914 (31.04%)

UNITED STATES SENATE (DEM) (Vote for 1) DEM

Precincts Reported: 15 of 15 (100.00%)

	Election Day	Early Vote	Mail In	Total	
Times Cast	78	59	322	459 / 1,134	40.48%
Undervotes	0	0	3	3	
Overvotes	0	0	0	0	
Candidate	Party	Election Day	Early Vote	Mail In	Total
ROSEN, JACKY S.	DEM	59	53	290	402
SCHAEFER, MIKE	DEM	9	1	9	19
WALKER, TROY ZAKARI	DEM	3	2	9	14
NONE OF THESE CANDIDATES		7	3	11	21
Total Votes	78	59	319	456	

UNITED STATES SENATE (REP) (Vote for 1) REP

Precincts Reported: 15 of 15 (100.00%)

		Election Day	Early Vote	Mail In	Total	
Times Cast		612	408	920	1,940 / 5,180	37.45%
Undervotes		2	2	13	17	
Overvotes		0	0	0	0	
Candidate	Party	Election Day	Early Vote	Mail In	Total	
BROWN, SAM	REP	459	244	600	1,303	
CONRAD, BILL "GREEN BERET"	REP	20	10	25	55	
GRADY, JR., WALTER A. "TONY"	REP	31	37	43	111	
GUNTER, JEFF	REP	27	51	82	160	
HAMILTON, E.T. "EDDYNOMICS"	REP	0	3	2	5	
KENNEDY, RONDA	REP	3	1	8	12	
LINDEMANN, BARRY CAMERON	REP	3	3	1	7	
MABEY, GARN	REP	0	1	11	12	
MARCHANT, JIM	REP	31	26	36	93	
MARINCH, GARY A.	REP	1	1	1	3	
PHILLIPS, STEPHANIE	REP	14	6	20	40	
REGO, VINCENT G.	REP	0	0	0	0	
NONE OF THESE CANDIDATES		21	23	78	122	
Total Votes		610	406	907	1,923	

UNITED STATES REPRESENTATIVE IN CONGRESS, DISTRICT 2 (REP) (Vote for 1) REP

Precincts Reported: 15 of 15 (100.00%)

		Election Day	Early Vote	Mail In	Total	
Times Cast		612	408	920	1,940 / 5,180	37.45%
Undervotes		20	11	34	65	
Overvotes		0	0	0	0	
Candidate	Party	Election Day	Early Vote	Mail In	Total	
AMODEI, MARK E.	REP	399	307	642	1,348	
SIMON, JR., FRED J. "DOC"	REP	193	90	244	527	
Total Votes		592	397	886	1,875	

STATE ASSEMBLY DISTRICT 32 (Vote for 1) REP

Precincts Reported: 15 of 15 (100.00%)

	Election Day	Early Vote	Mail In	Total	
Times Cast	612	408	920	1,940 / 5,180	37.45%
Undervotes	38	24	64	126	
Overvotes	0	0	0	0	
Candidate	Party	Election Day	Early Vote	Mail In	Total
BUSHEY, JASON	REP	120	64	201	385
HANSEN, ALEXIS M.	REP	454	320	655	1,429
Total Votes		574	384	856	1,814

COUNTY COMMISSIONER, SEAT B (Vote for 1) REP

Precincts Reported: 15 of 15 (100.00%)

	Election Day	Early Vote	Mail In	Total	
Times Cast	612	408	920	1,940 / 5,180	37.45%
Undervotes	39	16	59	114	
Overvotes	0	0	0	0	
Candidate	Party	Election Day	Early Vote	Mail In	Total
BROOKS, PAIGE L	REP	330	243	577	1,150
NEWTON, CRYSTAL	REP	243	149	284	676
Total Votes		573	392	861	1,826

STATE BOARD OF EDUCATION, DISTRICT 2 (Vote for 1)

Precincts Reported: 15 of 15 (100.00%)

	Election Day	Early Vote	Mail In	Total	
Times Cast	758	507	1,502	2,767 / 8,914	31.04%
Undervotes	107	74	235	416	
Overvotes	0	0	0	0	
Candidate	Party	Election Day	Early Vote	Mail In	Total
BUEHLER, MATTHEW R.	NP	144	94	249	487
DAVIS, PAUL "DOC"	NP	148	86	218	452
KING, JR., DORZELL	NP	62	29	109	200
ORR, ANGELA	NP	297	224	691	1,212
Total Votes		651	433	1,267	2,351

HOSPITAL BOARD TRUSTEE, SEAT A (Vote for 1)

Precincts Reported: 15 of 15 (100.00%)

	Election Day	Early Vote	Mail In	Total	
Times Cast	758	507	1,502	2,767 / 8,914	31.04%
Undervotes	117	70	243	430	
Overvotes	0	0	0	0	
Candidate	Party	Election Day	Early Vote	Mail In	Total
CRAMER, ALICIA A.	NP	641	437	1,259	2,337
Total Votes		641	437	1,259	2,337

HOSPITAL BOARD TRUSTEE, SEAT D (Vote for 1)

Precincts Reported: 15 of 15 (100.00%)

	Election Day	Early Vote	Mail In	Total	
Times Cast	758	507	1,502	2,767 / 8,914	31.04%
Undervotes	138	76	277	491	
Overvotes	0	0	0	0	
Candidate	Party	Election Day	Early Vote	Mail In	Total
FRENCH, JIM	NP	620	431	1,225	2,276
Total Votes		620	431	1,225	2,276

SCHOOL DISTRICT TRUSTEE, SEAT D (Vote for 1)

Precincts Reported: 15 of 15 (100.00%)

	Election Day	Early Vote	Mail In	Total	
Times Cast	758	507	1,502	2,767 / 8,914	31.04%
Undervotes	137	83	288	508	
Overvotes	0	0	0	0	
Candidate	Party	Election Day	Early Vote	Mail In	Total
SWENSEN, ABRAM	NP	621	424	1,214	2,259
Total Votes		621	424	1,214	2,259

SCHOOL DISTRICT TRUSTEE, SEAT E (Vote for 1)

Precincts Reported: 15 of 15 (100.00%)

	Election Day	Early Vote	Mail In	Total	
Times Cast	758	507	1,502	2,767 / 8,914	31.04%
Undervotes	138	74	264	476	
Overvotes	0	0	0	0	
Candidate	Party	Election Day	Early Vote	Mail In	Total
WOODLAND, LORI ECHEVARRIA	NP	620	433	1,238	2,291
Total Votes		620	433	1,238	2,291

JUSTICE OF THE PEACE, UNION TOWNSHIP (Vote for 1)

Precincts Reported: 15 of 15 (100.00%)

	Election Day	Early Vote	Mail In	Total	
Times Cast	758	507	1,502	2,767 / 8,914	31.04%
Undervotes	40	14	100	154	
Overvotes	0	0	0	0	

Candidate	Party	Election Day	Early Vote	Mail In	Total
DAWSON, JEFF	NP	248	163	497	908
KOEPKE, MATTHEW	NP	79	38	154	271
MALTZMAN, CODY	NP	61	34	121	216
MAVITY, MIKE	NP	330	258	630	1,218
Total Votes		718	493	1,402	2,613

Statement of Votes Cast

Closed Primary

HUMBOLDT COUNTY

June 11, 2024

SOVC for: All Contests, All Districts, All Counting Groups

Precinct Portion	Registered Voters	Voters Cast	% Turnout
County			
County			
PRECINCT 1.00			
Election Day	829	67	8.08%
Early Vote	829	38	4.58%
Mail In	829	127	15.32%
Total	829	232	27.99%
PRECINCT 2.00			
Election Day	759	59	7.77%
Early Vote	759	46	6.06%
Mail In	759	133	17.52%
Total	759	238	31.36%
PRECINCT 3.00			
Election Day	669	46	6.88%
Early Vote	669	51	7.62%
Mail In	669	110	16.44%
Total	669	207	30.94%
PRECINCT 4.00 - City			
Election Day	615	29	4.72%
Early Vote	615	18	2.93%
Mail In	615	90	14.63%
Total	615	137	22.28%
PRECINCT 4.01 - County			
Election Day	229	7	3.06%
Early Vote	229	19	8.30%
Mail In	229	18	7.86%
Total	229	44	19.21%

Precinct Portion	Registered Voters	Voters Cast	% Turnout
PRECINCT 5.00 - City			
Election Day	1,118	115	10.29%
Early Vote	1,118	117	10.47%
Mail In	1,118	208	18.60%
Total	1,118	440	39.36%
PRECINCT 5.02 - County			
Election Day	3	0	0.00%
Early Vote	3	0	0.00%
Mail In	3	2	66.67%
Total	3	2	66.67%
PRECINCT 6.00			
Election Day	1,219	105	8.61%
Early Vote	1,219	79	6.48%
Mail In	1,219	175	14.36%
Total	1,219	359	29.45%
PRECINCT 7.00			
Election Day	1,030	90	8.74%
Early Vote	1,030	63	6.12%
Mail In	1,030	147	14.27%
Total	1,030	300	29.13%
PRECINCT 8.00			
Election Day	111	1	0.90%
Early Vote	111	0	0.00%
Mail In	111	54	48.65%
Total	111	55	49.55%
PRECINCT 9.00			
Election Day	210	12	5.71%
Early Vote	210	3	1.43%
Mail In	210	50	23.81%
Total	210	65	30.95%
PRECINCT 9.03 - GID Split			
Election Day	2	0	0.00%
Early Vote	2	0	0.00%
Mail In	2	0	0.00%
Total	2	0	0.00%

Precinct Portion	Registered Voters	Voters Cast	% Turnout
PRECINCT 10.00			
Election Day	0	5	N/A
Early Vote	0	8	N/A
Mail In	0	48	N/A
Total	0	61	N/A
PRECINCT 10.01 - GID Split			
Election Day	2	0	0.00%
Early Vote	2	0	0.00%
Mail In	2	0	0.00%
Total	2	0	0.00%
PRECINCT 11.00 - GID Split			
Election Day	16	8	50.00%
Early Vote	16	0	0.00%
Mail In	16	2	12.50%
Total	16	10	62.50%
PRECINCT 11.01			
Election Day	222	58	26.13%
Early Vote	222	4	1.80%
Mail In	222	48	21.62%
Total	222	110	49.55%
PRECINCT 12.00			
Election Day	161	39	24.22%
Early Vote	161	9	5.59%
Mail In	161	24	14.91%
Total	161	72	44.72%
PRECINCT 13.00			
Election Day	271	13	4.80%
Early Vote	271	2	0.74%
Mail In	271	95	35.06%
Total	271	110	40.59%
PRECINCT 14.00 - City			
Election Day	28	3	10.71%
Early Vote	28	2	7.14%
Mail In	28	3	10.71%
Total	28	8	28.57%

Precinct Portion	Registered Voters	Voters Cast	% Turnout
PRECINCT 14.02 - County			
Election Day	1,063	82	7.71%
Early Vote	1,063	32	3.01%
Mail In	1,063	125	11.76%
Total	1,063	239	22.48%
PRECINCT 15.00			
Election Day	357	19	5.32%
Early Vote	357	16	4.48%
Mail In	357	43	12.04%
Total	357	78	21.85%
County - Total	8,914	2,767	31.04%
Cumulative			
Cumulative			
Election Day	0	0	N/A
Early Vote	0	0	N/A
Mail In	0	0	N/A
Total	0	0	N/A
Cumulative - Total	0	0	N/A
County - Total	8,914	2,767	31.04%
Election Day	8,914	758	8.50%
Early Vote	8,914	507	5.69%
Mail In	8,914	1,502	16.85%

UNITED STATES SENATE (DEM) (Vote for 1)

DEM **** - Insufficient Turnout to Protect Voter Privacy

Precinct Portion	Times Cast	Registered Voters	Undervotes	Overvotes
County				
County				
PRECINCT 1.00				
Election Day	8	120	****	****
Early Vote	10	120	****	****
Mail In	36	120	1	0
Total	54	120	1	0
PRECINCT 2.00				
Election Day	8	121	****	****
Early Vote	4	121	****	****
Mail In	40	121	0	0
Total	52	121	0	0
PRECINCT 3.00				
Election Day	11	111	0	0
Early Vote	9	111	****	****
Mail In	27	111	2	0
Total	47	111	2	0
PRECINCT 4.00 - City				
Election Day	5	115	****	****
Early Vote	2	115	****	****
Mail In	28	115	0	0
Total	35	115	0	0
PRECINCT 4.01 - County				
Election Day	1	33	****	****
Early Vote	6	33	****	****
Mail In	4	33	****	****
Total	11	33	0	0

Precinct Portion	ROSEN, JACKY S. (DEM)	SCHAEFER, MIKE (DEM)
County		
County		
PRECINCT 1.00		
Election Day	****	****
Early Vote	****	****
Mail In	33	2
Total	47	3
PRECINCT 2.00		
Election Day	****	****
Early Vote	****	****
Mail In	38	0
Total	48	0
PRECINCT 3.00		
Election Day	10	1
Early Vote	****	****
Mail In	22	0
Total	40	1
PRECINCT 4.00 - City		
Election Day	****	****
Early Vote	****	****
Mail In	26	1
Total	33	1
PRECINCT 4.01 - County		
Election Day	****	****
Early Vote	****	****
Mail In	****	****
Total	11	0

Precinct Portion	WALKER, TROY ZAKARI (DEM)		NONE OF THESE CANDIDATES		Total Votes
County					
County					
PRECINCT 1.00					
Election Day	****	****	****	****	****
Early Vote	****	****	****	****	****
Mail In	0		0		35
Total	1		2		53
PRECINCT 2.00					
Election Day	****	****	****	****	****
Early Vote	****	****	****	****	****
Mail In	1		1		40
Total	2		2		52
PRECINCT 3.00					
Election Day	0		0		11
Early Vote	****	****	****	****	****
Mail In	2		1		25
Total	3		1		45
PRECINCT 4.00 - City					
Election Day	****	****	****	****	****
Early Vote	****	****	****	****	****
Mail In	0		1		28
Total	0		1		35
PRECINCT 4.01 - County					
Election Day	****	****	****	****	****
Early Vote	****	****	****	****	****
Mail In	****	****	****	****	****
Total	0		0		11

Precinct Portion	Times Cast	Registered Voters	Undervotes	Overvotes
PRECINCT 5.00 - City				
Election Day	16	146	0	0
Early Vote	15	146	0	0
Mail In	33	146	0	0
Total	64	146	0	0
PRECINCT 5.02 - County				
Election Day	0	0	0	0
Early Vote	0	0	0	0
Mail In	0	0	0	0
Total	0	0	0	0
PRECINCT 6.00				
Election Day	12	148	0	0
Early Vote	6	148	****	****
Mail In	53	148	0	0
Total	71	148	0	0
PRECINCT 7.00				
Election Day	5	97	****	****
Early Vote	2	97	****	****
Mail In	26	97	0	0
Total	33	97	0	0
PRECINCT 8.00				
Election Day	0	10	0	0
Early Vote	0	10	0	0
Mail In	5	10	****	****
Total	5	10	****	****
PRECINCT 9.00				
Election Day	0	17	0	0
Early Vote	0	17	0	0
Mail In	8	17	****	****
Total	8	17	****	****

Precinct Portion	ROSEN, JACKY S. (DEM)	SCHAEFER, MIKE (DEM)		
PRECINCT 5.00 - City				
Election Day	12	2		
Early Vote	14	1		
Mail In	30	1		
Total	56	4		
PRECINCT 5.02 - County				
Election Day	0	0		
Early Vote	0	0		
Mail In	0	0		
Total	0	0		
PRECINCT 6.00				
Election Day	7	2		
Early Vote	****	****	****	****
Mail In	49	2		
Total	61	4		
PRECINCT 7.00				
Election Day	****	****	****	****
Early Vote	****	****	****	****
Mail In	22	2		
Total	28	3		
PRECINCT 8.00				
Election Day	0	0		
Early Vote	0	0		
Mail In	****	****	****	****
Total	****	****	****	****
PRECINCT 9.00				
Election Day	0	0		
Early Vote	0	0		
Mail In	****	****	****	****
Total	****	****	****	****

Precinct Portion	WALKER, TROY ZAKARI (DEM)		NONE OF THESE CANDIDATES		Total Votes
PRECINCT 5.00 - City					
Election Day	0		2		16
Early Vote	0		0		15
Mail In	1		1		33
Total	1		3		64
PRECINCT 5.02 - County					
Election Day	0		0		0
Early Vote	0		0		0
Mail In	0		0		0
Total	0		0		0
PRECINCT 6.00					
Election Day	1		2		12
Early Vote	****	****	****	****	****
Mail In	0		2		53
Total	1		5		71
PRECINCT 7.00					
Election Day	****	****	****	****	****
Early Vote	****	****	****	****	****
Mail In	0		2		26
Total	0		2		33
PRECINCT 8.00					
Election Day	0		0		0
Early Vote	0		0		0
Mail In	****	****	****	****	****
Total	****	****	****	****	****
PRECINCT 9.00					
Election Day	0		0		0
Early Vote	0		0		0
Mail In	****	****	****	****	****
Total	****	****	****	****	****

Precinct Portion	Times Cast	Registered Voters	Undervotes	Overvotes
PRECINCT 9.03 - GID Split				
Election Day	0	0	0	0
Early Vote	0	0	0	0
Mail In	0	0	0	0
Total	0	0	0	0
PRECINCT 10.00				
Election Day	1	60	****	****
Early Vote	4	60	****	****
Mail In	13	60	0	0
Total	18	60	0	0
PRECINCT 10.01 - GID Split				
Election Day	0	0	0	0
Early Vote	0	0	0	0
Mail In	0	0	0	0
Total	0	0	0	0
PRECINCT 11.00 - GID Split				
Election Day	0	1	0	0
Early Vote	0	1	0	0
Mail In	0	1	0	0
Total	0	1	0	0
PRECINCT 11.01				
Election Day	1	9	****	****
Early Vote	0	9	0	0
Mail In	4	9	****	****
Total	5	9	****	****
PRECINCT 12.00				
Election Day	2	10	****	****
Early Vote	1	10	****	****
Mail In	4	10	****	****
Total	7	10	****	****

Precinct Portion	ROSEN, JACKY S. (DEM)	SCHAEFER, MIKE (DEM)
PRECINCT 9.03 - GID Split		
Election Day	0	0
Early Vote	0	0
Mail In	0	0
Total	0	0
PRECINCT 10.00		
Election Day	****	****
Early Vote	****	****
Mail In	10	1
Total	13	1
PRECINCT 10.01 - GID Split		
Election Day	0	0
Early Vote	0	0
Mail In	0	0
Total	0	0
PRECINCT 11.00 - GID Split		
Election Day	0	0
Early Vote	0	0
Mail In	0	0
Total	0	0
PRECINCT 11.01		
Election Day	****	****
Early Vote	0	0
Mail In	****	****
Total	****	****
PRECINCT 12.00		
Election Day	****	****
Early Vote	****	****
Mail In	****	****
Total	****	****

Precinct Portion	WALKER, TROY ZAKARI (DEM)		NONE OF THESE CANDIDATES		Total Votes
PRECINCT 9.03 - GID Split					
Election Day	0		0		0
Early Vote	0		0		0
Mail In	0		0		0
Total	0		0		0
PRECINCT 10.00					
Election Day	****	****	****	****	****
Early Vote	****	****	****	****	****
Mail In	1		1		13
Total	2		2		18
PRECINCT 10.01 - GID Split					
Election Day	0		0		0
Early Vote	0		0		0
Mail In	0		0		0
Total	0		0		0
PRECINCT 11.00 - GID Split					
Election Day	0		0		0
Early Vote	0		0		0
Mail In	0		0		0
Total	0		0		0
PRECINCT 11.01					
Election Day	****	****	****	****	****
Early Vote	0		0		0
Mail In	****	****	****	****	****
Total	****	****	****	****	****
PRECINCT 12.00					
Election Day	****	****	****	****	****
Early Vote	****	****	****	****	****
Mail In	****	****	****	****	****
Total	****	****	****	****	****

Precinct Portion	Times Cast	Registered Voters	Undervotes	Overvotes
PRECINCT 13.00				
Election Day	0	21	0	0
Early Vote	0	21	0	0
Mail In	11	21	0	0
Total	11	21	0	0
PRECINCT 14.00 - City				
Election Day	0	8	0	0
Early Vote	0	8	0	0
Mail In	1	8	****	****
Total	1	8	****	****
PRECINCT 14.02 - County				
Election Day	6	81	****	****
Early Vote	0	81	0	0
Mail In	20	81	0	0
Total	26	81	0	0
PRECINCT 15.00				
Election Day	2	26	****	****
Early Vote	0	26	0	0
Mail In	9	26	****	****
Total	11	26	0	0
County - Total	459	1,134	3	0
Cumulative				
Cumulative				
Election Day	0	0	0	0
Early Vote	0	0	0	0
Mail In	0	0	0	0
Total	0	0	0	0
Cumulative - Total	0	0	0	0
County - Total	459	1,134	3	0

Precinct Portion	ROSEN, JACKY S. (DEM)	SCHAEFER, MIKE (DEM)
PRECINCT 13.00		
Election Day	0	0
Early Vote	0	0
Mail In	8	0
Total	8	0
PRECINCT 14.00 - City		
Election Day	0	0
Early Vote	0	0
Mail In	****	****
Total	****	****
PRECINCT 14.02 - County		
Election Day	****	****
Early Vote	0	0
Mail In	18	0
Total	23	0
PRECINCT 15.00		
Election Day	****	****
Early Vote	0	0
Mail In	****	****
Total	10	1
County - Total	402	19
Cumulative		
Cumulative		
Election Day	0	0
Early Vote	0	0
Mail In	0	0
Total	0	0
Cumulative - Total	0	0
County - Total	402	19

Precinct Portion	WALKER, TROY ZAKARI (DEM)	NONE OF THESE CANDIDATES	Total Votes
PRECINCT 13.00			
Election Day	0	0	0
Early Vote	0	0	0
Mail In	2	1	11
Total	2	1	11
PRECINCT 14.00 - City			
Election Day	0	0	0
Early Vote	0	0	0
Mail In	****	****	****
Total	****	****	****
PRECINCT 14.02 - County			
Election Day	****	****	****
Early Vote	0	0	0
Mail In	2	0	20
Total	2	1	26
PRECINCT 15.00			
Election Day	****	****	****
Early Vote	0	0	0
Mail In	****	****	****
Total	0	0	11
County - Total	14	21	456
Cumulative			
Cumulative			
Election Day	0	0	0
Early Vote	0	0	0
Mail In	0	0	0
Total	0	0	0
Cumulative - Total	0	0	0
County - Total	14	21	456

UNITED STATES SENATE (REP) (Vote for 1)

REP **** - Insufficient Turnout to Protect Voter Privacy

Precinct Portion	Times Cast	Registered Voters	Undervotes	Overvotes	Precinct Portion	BROWN, SAM (REP)	CONRAD, BILL "GREEN BERET" (REP)
County					County		
County					County		
PRECINCT 1.00					PRECINCT 1.00		
Election Day	54	406	0	0	Election Day	44	0
Early Vote	22	406	0	0	Early Vote	17	1
Mail In	63	406	2	0	Mail In	43	1
Total	139	406	2	0	Total	104	2
PRECINCT 2.00					PRECINCT 2.00		
Election Day	46	381	0	0	Election Day	29	0
Early Vote	37	381	0	0	Early Vote	17	1
Mail In	72	381	0	0	Mail In	39	1
Total	155	381	0	0	Total	85	2
PRECINCT 3.00					PRECINCT 3.00		
Election Day	31	343	1	0	Election Day	25	0
Early Vote	36	343	0	0	Early Vote	17	0
Mail In	60	343	1	0	Mail In	41	3
Total	127	343	2	0	Total	83	3
PRECINCT 4.00 - City					PRECINCT 4.00 - City		
Election Day	19	266	0	0	Election Day	14	0
Early Vote	14	266	0	0	Early Vote	5	1
Mail In	42	266	1	0	Mail In	26	0
Total	75	266	1	0	Total	45	1
PRECINCT 4.01 - County					PRECINCT 4.01 - County		
Election Day	5	113	****	****	Election Day	****	****
Early Vote	12	113	0	0	Early Vote	5	0
Mail In	12	113	0	0	Mail In	10	0
Total	29	113	0	0	Total	18	0

Precinct Portion	GRADY, JR., WALTER A. "TONY" (REP)	GUNTER, JEFF (REP)	HAMILTON, E.T. "EDDYNOMICS" (REP)	KENNEDY, RONDA (REP)	LINDEMANN, BARRY CAMERON (REP)	MABEY, GARN (REP)	MARCHANT, JIM (REP)
County							
County							
PRECINCT 1.00							
Election Day	0	0	0	0	0	0	5
Early Vote	1	1	0	0	0	0	0
Mail In	2	3	0	1	0	3	5
Total	3	4	0	1	0	3	10
PRECINCT 2.00							
Election Day	4	6	0	0	0	0	3
Early Vote	6	6	0	0	1	0	3
Mail In	5	11	0	1	0	1	3
Total	15	23	0	1	1	1	9
PRECINCT 3.00							
Election Day	1	1	0	0	0	0	1
Early Vote	0	6	0	0	0	0	9
Mail In	2	2	0	0	1	0	3
Total	3	9	0	0	1	0	13
PRECINCT 4.00 - City							
Election Day	0	1	0	1	0	0	2
Early Vote	1	2	0	1	0	0	2
Mail In	1	4	0	1	0	0	1
Total	2	7	0	3	0	0	5
PRECINCT 4.01 - County							
Election Day	****	****	****	****	****	****	****
Early Vote	1	4	1	0	0	0	0
Mail In	0	1	0	0	0	0	0
Total	1	5	1	0	1	0	0

Precinct Portion	MARINCH, GARY A. (REP)	PHILLIPS, STEPHANIE (REP)	REGO, VINCENT G. (REP)	NONE OF THESE CANDIDATES	Total Votes
County					
County					
PRECINCT 1.00					
Election Day	0	3	0	2	54
Early Vote	0	0	0	2	22
Mail In	0	0	0	3	61
Total	0	3	0	7	137
PRECINCT 2.00					
Election Day	0	0	0	4	46
Early Vote	0	0	0	3	37
Mail In	0	1	0	10	72
Total	0	1	0	17	155
PRECINCT 3.00					
Election Day	0	1	0	1	30
Early Vote	0	0	0	4	36
Mail In	0	0	0	7	59
Total	0	1	0	12	125
PRECINCT 4.00 - City					
Election Day	0	1	0	0	19
Early Vote	1	0	0	1	14
Mail In	0	0	0	8	41
Total	1	1	0	9	74
PRECINCT 4.01 - County					
Election Day	****	****	****	****	****
Early Vote	0	1	0	0	12
Mail In	0	0	0	1	12
Total	0	2	0	1	29

Precinct Portion	Times Cast	Registered Voters	Undervotes	Overvotes
PRECINCT 5.00 - City				
Election Day	90	695	0	0
Early Vote	97	695	0	0
Mail In	136	695	4	0
Total	323	695	4	0
PRECINCT 5.02 - County				
Election Day	0	3	0	0
Early Vote	0	3	0	0
Mail In	2	3	****	****
Total	2	3	****	****
PRECINCT 6.00				
Election Day	85	711	0	0
Early Vote	66	711	2	0
Mail In	91	711	1	0
Total	242	711	3	0
PRECINCT 7.00				
Election Day	77	680	1	0
Early Vote	60	680	0	0
Mail In	97	680	0	0
Total	234	680	1	0
PRECINCT 8.00				
Election Day	0	73	0	0
Early Vote	0	73	0	0
Mail In	47	73	2	0
Total	47	73	2	0
PRECINCT 9.00				
Election Day	11	103	0	0
Early Vote	3	103	****	****
Mail In	26	103	0	0
Total	40	103	0	0

Precinct Portion	BROWN, SAM (REP)	CONRAD, BILL "GREEN BERET" (REP)
PRECINCT 5.00 - City		
Election Day	66	7
Early Vote	66	1
Mail In	98	5
Total	230	13
PRECINCT 5.02 - County		
Election Day	0	0
Early Vote	0	0
Mail In	****	****
Total	****	****
PRECINCT 6.00		
Election Day	56	5
Early Vote	43	3
Mail In	57	2
Total	156	10
PRECINCT 7.00		
Election Day	61	0
Early Vote	40	1
Mail In	60	2
Total	161	3
PRECINCT 8.00		
Election Day	0	0
Early Vote	0	0
Mail In	31	2
Total	31	2
PRECINCT 9.00		
Election Day	8	0
Early Vote	****	****
Mail In	16	1
Total	27	1

Precinct Portion	GRADY, JR., WALTER A. "TONY" (REP)		GUNTER, JEFF (REP)		HAMILTON, E.T. "EDDYNOMICS" (REP)		KENNEDY, RONDA (REP)		LINDEMANN, BARRY CAMERON (REP)		MABEY, GARN (REP)		MARCHANT, JIM (REP)	
PRECINCT 5.00 - City														
Election Day	6		2		0		0		0		0		2	
Early Vote	13		2		0		0		1		1		4	
Mail In	8		5		0		0		0		3		1	
Total	27		9		0		0		1		4		7	
PRECINCT 5.02 - County														
Election Day	0		0		0		0		0		0		0	
Early Vote	0		0		0		0		0		0		0	
Mail In	****	****	****	****	****	****	****	****	****	****	****	****	****	****
Total	****	****	****	****	****	****	****	****	****	****	****	****	****	****
PRECINCT 6.00														
Election Day	4		7		0		1		0		0		6	
Early Vote	7		8		0		0		0		0		0	
Mail In	4		11		1		2		0		1		2	
Total	15		26		1		3		0		1		8	
PRECINCT 7.00														
Election Day	4		4		0		0		1		0		5	
Early Vote	2		11		1		0		0		0		2	
Mail In	1		11		1		2		0		1		9	
Total	7		26		2		2		1		1		16	
PRECINCT 8.00														
Election Day	0		0		0		0		0		0		0	
Early Vote	0		0		0		0		0		0		0	
Mail In	7		0		0		0		0		2		0	
Total	7		0		0		0		0		2		0	
PRECINCT 9.00														
Election Day	0		2		0		1		0		0		0	
Early Vote	****	****	****	****	****	****	****	****	****	****	****	****	****	****
Mail In	1		5		0		0		0		0		0	
Total	1		7		0		1		0		0		0	

Precinct Portion	MARINCH, GARY A. (REP)		PHILLIPS, STEPHANIE (REP)		REGO, VINCENT G. (REP)		NONE OF THESE CANDIDATES		Total Votes
PRECINCT 5.00 - City									
Election Day	0		1		0		6		90
Early Vote	0		5		0		4		97
Mail In	0		3		0		9		132
Total	0		9		0		19		319
PRECINCT 5.02 - County									
Election Day	0		0		0		0		0
Early Vote	0		0		0		0		0
Mail In	****	****	****	****	****	****	****	****	****
Total	****	****	****	****	****	****	****	****	****
PRECINCT 6.00									
Election Day	0		6		0		0		85
Early Vote	0		0		0		3		64
Mail In	0		4		0		6		90
Total	0		10		0		9		239
PRECINCT 7.00									
Election Day	1		0		0		0		76
Early Vote	0		0		0		3		60
Mail In	1		2		0		7		97
Total	2		2		0		10		233
PRECINCT 8.00									
Election Day	0		0		0		0		0
Early Vote	0		0		0		0		0
Mail In	0		0		0		3		45
Total	0		0		0		3		45
PRECINCT 9.00									
Election Day	0		0		0		0		11
Early Vote	****	****	****	****	****	****	****	****	****
Mail In	0		0		0		3		26
Total	0		0		0		3		40

Precinct Portion	Times Cast	Registered Voters	Undervotes	Overvotes
PRECINCT 9.03 - GID Split				
Election Day	0	0	0	0
Early Vote	0	0	0	0
Mail In	0	0	0	0
Total	0	0	0	0
PRECINCT 10.00				
Election Day	3	42	****	****
Early Vote	1	42	****	****
Mail In	25	42	0	0
Total	29	42	0	0
PRECINCT 10.01 - GID Split				
Election Day	0	0	0	0
Early Vote	0	0	0	0
Mail In	0	0	0	0
Total	0	0	0	0
PRECINCT 11.00 - GID Split				
Election Day	7	12	****	****
Early Vote	0	12	0	0
Mail In	2	12	****	****
Total	9	12	****	****
PRECINCT 11.01				
Election Day	54	182	0	0
Early Vote	4	182	****	****
Mail In	42	182	0	0
Total	100	182	0	0
PRECINCT 12.00				
Election Day	33	114	0	0
Early Vote	8	114	****	****
Mail In	16	114	0	0
Total	57	114	0	0

Precinct Portion	BROWN, SAM (REP)	CONRAD, BILL "GREEN BERET" (REP)		
PRECINCT 9.03 - GID Split				
Election Day	0	0		
Early Vote	0	0		
Mail In	0	0		
Total	0	0		
PRECINCT 10.00				
Election Day	****	****	****	****
Early Vote	****	****	****	****
Mail In	19	0		
Total	19	1		
PRECINCT 10.01 - GID Split				
Election Day	0	0		
Early Vote	0	0		
Mail In	0	0		
Total	0	0		
PRECINCT 11.00 - GID Split				
Election Day	****	****	****	****
Early Vote	0	0		
Mail In	****	****	****	****
Total	****	****	****	****
PRECINCT 11.01				
Election Day	47	1		
Early Vote	****	****	****	****
Mail In	30	0		
Total	81	1		
PRECINCT 12.00				
Election Day	26	1		
Early Vote	****	****	****	****
Mail In	7	1		
Total	37	2		

Precinct Portion	GRADY, JR., WALTER A. "TONY" (REP)	GUNTER, JEFF (REP)	HAMILTON, E.T. "EDDYNOMICS" (REP)	KENNEDY, RONDA (REP)	LINDEMANN, BARRY CAMERON (REP)	MABEY, GARN (REP)	MARCHANT, JIM (REP)
PRECINCT 9.03 - GID Split							
Election Day	0	0	0	0	0	0	0
Early Vote	0	0	0	0	0	0	0
Mail In	0	0	0	0	0	0	0
Total	0	0	0	0	0	0	0
PRECINCT 10.00							
Election Day	****	****	****	****	****	****	****
Early Vote	****	****	****	****	****	****	****
Mail In	0	4	0	0	0	0	1
Total	2	4	0	0	0	0	2
PRECINCT 10.01 - GID Split							
Election Day	0	0	0	0	0	0	0
Early Vote	0	0	0	0	0	0	0
Mail In	0	0	0	0	0	0	0
Total	0	0	0	0	0	0	0
PRECINCT 11.00 - GID Split							
Election Day	****	****	****	****	****	****	****
Early Vote	0	0	0	0	0	0	0
Mail In	****	****	****	****	****	****	****
Total	****	****	****	****	****	****	****
PRECINCT 11.01							
Election Day	3	1	0	0	0	0	1
Early Vote	****	****	****	****	****	****	****
Mail In	2	0	0	0	0	0	2
Total	5	1	0	0	0	0	3
PRECINCT 12.00							
Election Day	2	0	0	0	0	0	0
Early Vote	****	****	****	****	****	****	****
Mail In	3	1	0	1	0	0	0
Total	8	1	0	1	0	0	0

Precinct Portion	MARINCH, GARY A. (REP)	PHILLIPS, STEPHANIE (REP)	REGO, VINCENT G. (REP)	NONE OF THESE CANDIDATES	Total Votes
PRECINCT 9.03 - GID Split					
Election Day	0	0	0	0	0
Early Vote	0	0	0	0	0
Mail In	0	0	0	0	0
Total	0	0	0	0	0
PRECINCT 10.00					
Election Day	****	****	****	****	****
Early Vote	****	****	****	****	****
Mail In	0	0	0	1	25
Total	0	0	0	1	29
PRECINCT 10.01 - GID Split					
Election Day	0	0	0	0	0
Early Vote	0	0	0	0	0
Mail In	0	0	0	0	0
Total	0	0	0	0	0
PRECINCT 11.00 - GID Split					
Election Day	****	****	****	****	****
Early Vote	0	0	0	0	0
Mail In	****	****	****	****	****
Total	****	****	****	****	****
PRECINCT 11.01					
Election Day	0	0	0	1	54
Early Vote	****	****	****	****	****
Mail In	0	1	0	7	42
Total	0	1	0	8	100
PRECINCT 12.00					
Election Day	0	0	0	4	33
Early Vote	****	****	****	****	****
Mail In	0	0	0	3	16
Total	0	0	0	8	57

Precinct Portion	Times Cast	Registered Voters	Undervotes	Overvotes
PRECINCT 13.00				
Election Day	10	173	****	****
Early Vote	2	173	****	****
Mail In	74	173	0	0
Total	86	173	0	0
PRECINCT 14.00 - City				
Election Day	2	13	****	****
Early Vote	2	13	****	****
Mail In	1	13	****	****
Total	5	13	****	****
PRECINCT 14.02 - County				
Election Day	72	665	0	0
Early Vote	29	665	0	0
Mail In	86	665	2	0
Total	187	665	2	0
PRECINCT 15.00				
Election Day	13	205	0	0
Early Vote	15	205	0	0
Mail In	26	205	0	0
Total	54	205	0	0
County - Total	1,940	5,180	17	0
Cumulative				
Cumulative				
Election Day	0	0	0	0
Early Vote	0	0	0	0
Mail In	0	0	0	0
Total	0	0	0	0
Cumulative - Total	0	0	0	0
County - Total	1,940	5,180	17	0

Precinct Portion	BROWN, SAM (REP)	CONRAD, BILL "GREEN BERET" (REP)
PRECINCT 13.00		
Election Day	****	****
Early Vote	****	****
Mail In	49	3
Total	59	3
PRECINCT 14.00 - City		
Election Day	****	****
Early Vote	****	****
Mail In	****	****
Total	****	****
PRECINCT 14.02 - County		
Election Day	53	3
Early Vote	17	0
Mail In	50	4
Total	120	7
PRECINCT 15.00		
Election Day	8	2
Early Vote	4	2
Mail In	19	0
Total	31	4
County - Total	1,303	55
Cumulative		
Cumulative		
Election Day	0	0
Early Vote	0	0
Mail In	0	0
Total	0	0
Cumulative - Total	0	0
County - Total	1,303	55

Precinct Portion	GRADY, JR., WALTER A. "TONY" (REP)	GUNTER, JEFF (REP)	HAMILTON, E.T. "EDDYNOMICS" (REP)	KENNEDY, RONDA (REP)	LINDEMANN, BARRY CAMERON (REP)	MABEY, GARN (REP)	MARCHANT, JIM (REP)
PRECINCT 13.00							
Election Day	****	****	****	****	****	****	****
Early Vote	****	****	****	****	****	****	****
Mail In	5	10	0	0	0	0	0
Total	5	12	0	0	0	0	0
PRECINCT 14.00 - City							
Election Day	****	****	****	****	****	****	****
Early Vote	****	****	****	****	****	****	****
Mail In	****	****	****	****	****	****	****
Total	****	****	****	****	****	****	****
PRECINCT 14.02 - County							
Election Day	4	3	0	0	1	0	5
Early Vote	2	5	1	0	1	0	1
Mail In	1	12	0	0	0	0	7
Total	7	20	1	0	2	0	13
PRECINCT 15.00							
Election Day	1	0	0	0	0	0	1
Early Vote	1	4	0	0	0	0	4
Mail In	1	2	0	0	0	0	2
Total	3	6	0	0	0	0	7
County - Total	111	160	5	12	7	12	93
Cumulative							
Cumulative							
Election Day	0	0	0	0	0	0	0
Early Vote	0	0	0	0	0	0	0
Mail In	0	0	0	0	0	0	0
Total	0	0	0	0	0	0	0
Cumulative - Total	0	0	0	0	0	0	0
County - Total	111	160	5	12	7	12	93

Precinct Portion	MARINCH, GARY A. (REP)		PHILLIPS, STEPHANIE (REP)		REGO, VINCENT G. (REP)		NONE OF THESE CANDIDATES		Total Votes
PRECINCT 13.00									
Election Day	****	****	****	****	****	****	****	****	****
Early Vote	****	****	****	****	****	****	****	****	****
Mail In	0		4		0		3		74
Total	0		4		0		3		86
PRECINCT 14.00 - City									
Election Day	****	****	****	****	****	****	****	****	****
Early Vote	****	****	****	****	****	****	****	****	****
Mail In	****	****	****	****	****	****	****	****	****
Total	****	****	****	****	****	****	****	****	****
PRECINCT 14.02 - County									
Election Day	0		0		0		3		72
Early Vote	0		0		0		2		29
Mail In	0		5		0		5		84
Total	0		5		0		10		185
PRECINCT 15.00									
Election Day	0		1		0		0		13
Early Vote	0		0		0		0		15
Mail In	0		0		0		2		26
Total	0		1		0		2		54
County - Total	3		40		0		122		1,923
Cumulative									
Cumulative									
Election Day	0		0		0		0		0
Early Vote	0		0		0		0		0
Mail In	0		0		0		0		0
Total	0		0		0		0		0
Cumulative - Total	0		0		0		0		0
County - Total	3		40		0		122		1,923

UNITED STATES REPRESENTATIVE IN CONGRESS, DISTRICT 2 (REP) (Vote for 1)

REP **** - Insufficient Turnout to Protect Voter Privacy

Precinct Portion	Times Cast	Registered Voters	Undervotes	Overvotes	Precinct Portion	AMODEI, MARK E. (REP)	SIMON, JR., FRED J. "DOC" (REP)	Total Votes
County					County			
County					County			
PRECINCT 1.00					PRECINCT 1.00			
Election Day	54	406	1	0	Election Day	40	13	53
Early Vote	22	406	2	0	Early Vote	18	2	20
Mail In	63	406	4	0	Mail In	40	19	59
Total	139	406	7	0	Total	98	34	132
PRECINCT 2.00					PRECINCT 2.00			
Election Day	46	381	1	0	Election Day	29	16	45
Early Vote	37	381	2	0	Early Vote	29	6	35
Mail In	72	381	2	0	Mail In	61	9	70
Total	155	381	5	0	Total	119	31	150
PRECINCT 3.00					PRECINCT 3.00			
Election Day	31	343	0	0	Election Day	22	9	31
Early Vote	36	343	1	0	Early Vote	21	14	35
Mail In	60	343	0	0	Mail In	48	12	60
Total	127	343	1	0	Total	91	35	126
PRECINCT 4.00 - City					PRECINCT 4.00 - City			
Election Day	19	266	1	0	Election Day	11	7	18
Early Vote	14	266	1	0	Early Vote	9	4	13
Mail In	42	266	3	0	Mail In	25	14	39
Total	75	266	5	0	Total	45	25	70
PRECINCT 4.01 - County					PRECINCT 4.01 - County			
Election Day	5	113	****	****	Election Day	****	****	****
Early Vote	12	113	1	0	Early Vote	5	6	11
Mail In	12	113	0	0	Mail In	9	3	12
Total	29	113	1	0	Total	18	10	28

Precinct Portion	Times Cast	Registered Voters	Undervotes	Overvotes	Precinct Portion	AMODEI, MARK E. (REP)	SIMON, JR., FRED J. "DOC" (REP)	Total Votes
PRECINCT 5.00 - City					PRECINCT 5.00 - City			
Election Day	90	695	0	0	Election Day	63	27	90
Early Vote	97	695	0	0	Early Vote	84	13	97
Mail In	136	695	4	0	Mail In	105	27	132
Total	323	695	4	0	Total	252	67	319
PRECINCT 5.02 - County					PRECINCT 5.02 - County			
Election Day	0	3	0	0	Election Day	0	0	0
Early Vote	0	3	0	0	Early Vote	0	0	0
Mail In	2	3	****	****	Mail In	****	****	****
Total	2	3	****	****	Total	****	****	****
PRECINCT 6.00					PRECINCT 6.00			
Election Day	85	711	6	0	Election Day	55	24	79
Early Vote	66	711	3	0	Early Vote	50	13	63
Mail In	91	711	7	0	Mail In	57	27	84
Total	242	711	16	0	Total	162	64	226
PRECINCT 7.00					PRECINCT 7.00			
Election Day	77	680	2	0	Election Day	44	31	75
Early Vote	60	680	0	0	Early Vote	47	13	60
Mail In	97	680	3	0	Mail In	69	25	94
Total	234	680	5	0	Total	160	69	229
PRECINCT 8.00					PRECINCT 8.00			
Election Day	0	73	0	0	Election Day	0	0	0
Early Vote	0	73	0	0	Early Vote	0	0	0
Mail In	47	73	1	0	Mail In	39	7	46
Total	47	73	1	0	Total	39	7	46
PRECINCT 9.00					PRECINCT 9.00			
Election Day	11	103	2	0	Election Day	1	8	9
Early Vote	3	103	****	****	Early Vote	****	****	****
Mail In	26	103	2	0	Mail In	15	9	24
Total	40	103	4	0	Total	17	19	36

Precinct Portion	Times Cast	Registered Voters	Undervotes	Overvotes	Precinct Portion	AMODEI, MARK E. (REP)	SIMON, JR., FRED J. "DOC" (REP)	Total Votes
PRECINCT 9.03 - GID Split					PRECINCT 9.03 - GID Split			
Election Day	0	0	0	0	Election Day	0	0	0
Early Vote	0	0	0	0	Early Vote	0	0	0
Mail In	0	0	0	0	Mail In	0	0	0
Total	0	0	0	0	Total	0	0	0
PRECINCT 10.00					PRECINCT 10.00			
Election Day	3	42	****	****	Election Day	****	****	****
Early Vote	1	42	****	****	Early Vote	****	****	****
Mail In	25	42	0	0	Mail In	17	8	25
Total	29	42	0	0	Total	20	9	29
PRECINCT 10.01 - GID Split					PRECINCT 10.01 - GID Split			
Election Day	0	0	0	0	Election Day	0	0	0
Early Vote	0	0	0	0	Early Vote	0	0	0
Mail In	0	0	0	0	Mail In	0	0	0
Total	0	0	0	0	Total	0	0	0
PRECINCT 11.00 - GID Split					PRECINCT 11.00 - GID Split			
Election Day	7	12	****	****	Election Day	****	****	****
Early Vote	0	12	0	0	Early Vote	0	0	0
Mail In	2	12	****	****	Mail In	****	****	****
Total	9	12	****	****	Total	****	****	****
PRECINCT 11.01					PRECINCT 11.01			
Election Day	54	182	2	0	Election Day	37	15	52
Early Vote	4	182	****	****	Early Vote	****	****	****
Mail In	42	182	3	0	Mail In	22	17	39
Total	100	182	5	0	Total	61	34	95
PRECINCT 12.00					PRECINCT 12.00			
Election Day	33	114	1	0	Election Day	23	9	32
Early Vote	8	114	****	****	Early Vote	****	****	****
Mail In	16	114	0	0	Mail In	12	4	16
Total	57	114	1	0	Total	41	15	56

Precinct Portion	Times Cast	Registered Voters	Undervotes	Overvotes	Precinct Portion	AMODEI, MARK E. (REP)	SIMON, JR., FRED J. "DOC" (REP)	Total Votes
PRECINCT 13.00					PRECINCT 13.00			
Election Day	10	173	****	****	Election Day	****	****	****
Early Vote	2	173	****	****	Early Vote	****	****	****
Mail In	74	173	1	0	Mail In	48	25	73
Total	86	173	2	0	Total	54	30	84
PRECINCT 14.00 - City					PRECINCT 14.00 - City			
Election Day	2	13	****	****	Election Day	****	****	****
Early Vote	2	13	****	****	Early Vote	****	****	****
Mail In	1	13	****	****	Mail In	****	****	****
Total	5	13	****	****	Total	****	****	****
PRECINCT 14.02 - County					PRECINCT 14.02 - County			
Election Day	72	665	1	0	Election Day	49	22	71
Early Vote	29	665	1	0	Early Vote	20	8	28
Mail In	86	665	2	0	Mail In	53	31	84
Total	187	665	4	0	Total	122	61	183
PRECINCT 15.00					PRECINCT 15.00			
Election Day	13	205	2	0	Election Day	7	4	11
Early Vote	15	205	0	0	Early Vote	10	5	15
Mail In	26	205	2	0	Mail In	18	6	24
Total	54	205	4	0	Total	35	15	50
County - Total	1,940	5,180	65	0	County - Total	1,348	527	1,875
Cumulative					Cumulative			
Election Day	0	0	0	0	Election Day	0	0	0
Early Vote	0	0	0	0	Early Vote	0	0	0
Mail In	0	0	0	0	Mail In	0	0	0
Total	0	0	0	0	Total	0	0	0
Cumulative - Total	0	0	0	0	Cumulative - Total	0	0	0
County - Total	1,940	5,180	65	0	County - Total	1,348	527	1,875

STATE ASSEMBLY DISTRICT 32 (Vote for 1)

REP **** - Insufficient Turnout to Protect Voter Privacy

Precinct Portion	Times Cast	Registered Voters	Undervotes	Overvotes	Precinct Portion	BUSHEY, JASON (REP)	HANSEN, ALEXIS M. (REP)	Total Votes	
County					County				
County					County				
PRECINCT 1.00					PRECINCT 1.00				
Election Day	54	406	4	0	Election Day	6	44	50	
Early Vote	22	406	3	0	Early Vote	3	16	19	
Mail In	63	406	5	0	Mail In	16	42	58	
Total	139	406	12	0	Total	25	102	127	
PRECINCT 2.00					PRECINCT 2.00				
Election Day	46	381	4	0	Election Day	6	36	42	
Early Vote	37	381	2	0	Early Vote	4	31	35	
Mail In	72	381	4	0	Mail In	19	49	68	
Total	155	381	10	0	Total	29	116	145	
PRECINCT 3.00					PRECINCT 3.00				
Election Day	31	343	1	0	Election Day	5	25	30	
Early Vote	36	343	0	0	Early Vote	2	34	36	
Mail In	60	343	3	0	Mail In	9	48	57	
Total	127	343	4	0	Total	16	107	123	
PRECINCT 4.00 - City					PRECINCT 4.00 - City				
Election Day	19	266	1	0	Election Day	4	14	18	
Early Vote	14	266	1	0	Early Vote	4	9	13	
Mail In	42	266	4	0	Mail In	11	27	38	
Total	75	266	6	0	Total	19	50	69	
PRECINCT 4.01 - County					PRECINCT 4.01 - County				
Election Day	5	113	****	****	Election Day	****	****	****	
Early Vote	12	113	2	0	Early Vote	2	8	10	
Mail In	12	113	2	0	Mail In	4	6	10	
Total	29	113	4	0	Total	7	18	25	

Precinct Portion	Times Cast	Registered Voters	Undervotes	Overvotes	Precinct Portion	BUSHEY, JASON (REP)	HANSEN, ALEXIS M. (REP)	Total Votes
PRECINCT 5.00 - City					PRECINCT 5.00 - City			
Election Day	90	695	0	0	Election Day	9	81	90
Early Vote	97	695	2	0	Early Vote	13	82	95
Mail In	136	695	9	0	Mail In	25	102	127
Total	323	695	11	0	Total	47	265	312
PRECINCT 5.02 - County					PRECINCT 5.02 - County			
Election Day	0	3	0	0	Election Day	0	0	0
Early Vote	0	3	0	0	Early Vote	0	0	0
Mail In	2	3	****	****	Mail In	****	****	****
Total	2	3	****	****	Total	****	****	****
PRECINCT 6.00					PRECINCT 6.00			
Election Day	85	711	9	0	Election Day	26	50	76
Early Vote	66	711	5	0	Early Vote	8	53	61
Mail In	91	711	6	0	Mail In	20	65	85
Total	242	711	20	0	Total	54	168	222
PRECINCT 7.00					PRECINCT 7.00			
Election Day	77	680	4	0	Election Day	18	55	73
Early Vote	60	680	3	0	Early Vote	17	40	57
Mail In	97	680	7	0	Mail In	20	70	90
Total	234	680	14	0	Total	55	165	220
PRECINCT 8.00					PRECINCT 8.00			
Election Day	0	73	0	0	Election Day	0	0	0
Early Vote	0	73	0	0	Early Vote	0	0	0
Mail In	47	73	6	0	Mail In	8	33	41
Total	47	73	6	0	Total	8	33	41
PRECINCT 9.00					PRECINCT 9.00			
Election Day	11	103	1	0	Election Day	4	6	10
Early Vote	3	103	****	****	Early Vote	****	****	****
Mail In	26	103	1	0	Mail In	7	18	25
Total	40	103	2	0	Total	11	27	38

Precinct Portion	Times Cast	Registered Voters	Undervotes	Overvotes	Precinct Portion	BUSHEY, JASON (REP)	HANSEN, ALEXIS M. (REP)	Total Votes
PRECINCT 9.03 - GID Split					PRECINCT 9.03 - GID Split			
Election Day	0	0	0	0	Election Day	0	0	0
Early Vote	0	0	0	0	Early Vote	0	0	0
Mail In	0	0	0	0	Mail In	0	0	0
Total	0	0	0	0	Total	0	0	0
PRECINCT 10.00					PRECINCT 10.00			
Election Day	3	42	****	****	Election Day	****	****	****
Early Vote	1	42	****	****	Early Vote	****	****	****
Mail In	25	42	0	0	Mail In	12	13	25
Total	29	42	1	0	Total	15	13	28
PRECINCT 10.01 - GID Split					PRECINCT 10.01 - GID Split			
Election Day	0	0	0	0	Election Day	0	0	0
Early Vote	0	0	0	0	Early Vote	0	0	0
Mail In	0	0	0	0	Mail In	0	0	0
Total	0	0	0	0	Total	0	0	0
PRECINCT 11.00 - GID Split					PRECINCT 11.00 - GID Split			
Election Day	7	12	****	****	Election Day	****	****	****
Early Vote	0	12	0	0	Early Vote	0	0	0
Mail In	2	12	****	****	Mail In	****	****	****
Total	9	12	****	****	Total	****	****	****
PRECINCT 11.01					PRECINCT 11.01			
Election Day	54	182	2	0	Election Day	8	44	52
Early Vote	4	182	****	****	Early Vote	****	****	****
Mail In	42	182	4	0	Mail In	10	28	38
Total	100	182	8	0	Total	18	74	92
PRECINCT 12.00					PRECINCT 12.00			
Election Day	33	114	5	0	Election Day	10	18	28
Early Vote	8	114	****	****	Early Vote	****	****	****
Mail In	16	114	0	0	Mail In	4	12	16
Total	57	114	6	0	Total	15	36	51

Precinct Portion	Times Cast	Registered Voters	Undervotes	Overvotes	Precinct Portion	BUSHEY, JASON (REP)	HANSEN, ALEXIS M. (REP)	Total Votes	
PRECINCT 13.00					PRECINCT 13.00				
Election Day	10	173	****	****	Election Day	****	****	****	
Early Vote	2	173	****	****	Early Vote	****	****	****	
Mail In	74	173	8	0	Mail In	16	50	66	
Total	86	173	8	0	Total	20	58	78	
PRECINCT 14.00 - City					PRECINCT 14.00 - City				
Election Day	2	13	****	****	Election Day	****	****	****	
Early Vote	2	13	****	****	Early Vote	****	****	****	
Mail In	1	13	****	****	Mail In	****	****	****	
Total	5	13	****	****	Total	****	****	****	
PRECINCT 14.02 - County					PRECINCT 14.02 - County				
Election Day	72	665	3	0	Election Day	13	56	69	
Early Vote	29	665	2	0	Early Vote	4	23	27	
Mail In	86	665	3	0	Mail In	16	67	83	
Total	187	665	8	0	Total	33	146	179	
PRECINCT 15.00					PRECINCT 15.00				
Election Day	13	205	3	0	Election Day	3	7	10	
Early Vote	15	205	0	0	Early Vote	5	10	15	
Mail In	26	205	0	0	Mail In	4	22	26	
Total	54	205	3	0	Total	12	39	51	
County - Total	1,940	5,180	126	0	County - Total	385	1,429	1,814	
Cumulative					Cumulative				
Cumulative					Cumulative				
Election Day	0	0	0	0	Election Day	0	0	0	
Early Vote	0	0	0	0	Early Vote	0	0	0	
Mail In	0	0	0	0	Mail In	0	0	0	
Total	0	0	0	0	Total	0	0	0	
Cumulative - Total	0	0	0	0	Cumulative - Total	0	0	0	
County - Total	1,940	5,180	126	0	County - Total	385	1,429	1,814	

COUNTY COMMISSIONER, SEAT B (Vote for 1)

REP **** - Insufficient Turnout to Protect Voter Privacy

Precinct Portion	Times Cast	Registered Voters	Undervotes	Overvotes	Precinct Portion	BROOKS, PAIGE L (REP)	NEWTON, CRYSTAL (REP)	Total Votes
County					County			
County					County			
PRECINCT 1.00					PRECINCT 1.00			
Election Day	54	406	2	0	Election Day	39	13	52
Early Vote	22	406	0	0	Early Vote	14	8	22
Mail In	63	406	5	0	Mail In	38	20	58
Total	139	406	7	0	Total	91	41	132
PRECINCT 2.00					PRECINCT 2.00			
Election Day	46	381	3	0	Election Day	21	22	43
Early Vote	37	381	1	0	Early Vote	18	18	36
Mail In	72	381	4	0	Mail In	47	21	68
Total	155	381	8	0	Total	86	61	147
PRECINCT 3.00					PRECINCT 3.00			
Election Day	31	343	1	0	Election Day	13	17	30
Early Vote	36	343	0	0	Early Vote	21	15	36
Mail In	60	343	1	0	Mail In	45	14	59
Total	127	343	2	0	Total	79	46	125
PRECINCT 4.00 - City					PRECINCT 4.00 - City			
Election Day	19	266	2	0	Election Day	9	8	17
Early Vote	14	266	0	0	Early Vote	6	8	14
Mail In	42	266	5	0	Mail In	21	16	37
Total	75	266	7	0	Total	36	32	68
PRECINCT 4.01 - County					PRECINCT 4.01 - County			
Election Day	5	113	****	****	Election Day	****	****	****
Early Vote	12	113	1	0	Early Vote	8	3	11
Mail In	12	113	1	0	Mail In	4	7	11
Total	29	113	2	0	Total	16	11	27

Precinct Portion	Times Cast	Registered Voters	Undervotes	Overvotes	Precinct Portion	BROOKS, PAIGE L (REP)	NEWTON, CRYSTAL (REP)	Total Votes
PRECINCT 5.00 - City					PRECINCT 5.00 - City			
Election Day	90	695	1	0	Election Day	49	40	89
Early Vote	97	695	2	0	Early Vote	60	35	95
Mail In	136	695	6	0	Mail In	85	45	130
Total	323	695	9	0	Total	194	120	314
PRECINCT 5.02 - County					PRECINCT 5.02 - County			
Election Day	0	3	0	0	Election Day	0	0	0
Early Vote	0	3	0	0	Early Vote	0	0	0
Mail In	2	3	****	****	Mail In	****	****	****
Total	2	3	****	****	Total	****	****	****
PRECINCT 6.00					PRECINCT 6.00			
Election Day	85	711	6	0	Election Day	43	36	79
Early Vote	66	711	4	0	Early Vote	48	14	62
Mail In	91	711	11	0	Mail In	48	32	80
Total	242	711	21	0	Total	139	82	221
PRECINCT 7.00					PRECINCT 7.00			
Election Day	77	680	8	0	Election Day	38	31	69
Early Vote	60	680	4	0	Early Vote	33	23	56
Mail In	97	680	3	0	Mail In	68	26	94
Total	234	680	15	0	Total	139	80	219
PRECINCT 8.00					PRECINCT 8.00			
Election Day	0	73	0	0	Election Day	0	0	0
Early Vote	0	73	0	0	Early Vote	0	0	0
Mail In	47	73	5	0	Mail In	35	7	42
Total	47	73	5	0	Total	35	7	42
PRECINCT 9.00					PRECINCT 9.00			
Election Day	11	103	3	0	Election Day	4	4	8
Early Vote	3	103	****	****	Early Vote	****	****	****
Mail In	26	103	0	0	Mail In	16	10	26
Total	40	103	3	0	Total	21	16	37

Precinct Portion	Times Cast	Registered Voters	Undervotes	Overvotes	Precinct Portion	BROOKS, PAIGE L (REP)	NEWTON, CRYSTAL (REP)	Total Votes
PRECINCT 9.03 - GID Split					PRECINCT 9.03 - GID Split			
Election Day	0	0	0	0	Election Day	0	0	0
Early Vote	0	0	0	0	Early Vote	0	0	0
Mail In	0	0	0	0	Mail In	0	0	0
Total	0	0	0	0	Total	0	0	0
PRECINCT 10.00					PRECINCT 10.00			
Election Day	3	42	****	****	Election Day	****	****	****
Early Vote	1	42	****	****	Early Vote	****	****	****
Mail In	25	42	0	0	Mail In	24	1	25
Total	29	42	1	0	Total	27	1	28
PRECINCT 10.01 - GID Split					PRECINCT 10.01 - GID Split			
Election Day	0	0	0	0	Election Day	0	0	0
Early Vote	0	0	0	0	Early Vote	0	0	0
Mail In	0	0	0	0	Mail In	0	0	0
Total	0	0	0	0	Total	0	0	0
PRECINCT 11.00 - GID Split					PRECINCT 11.00 - GID Split			
Election Day	7	12	****	****	Election Day	****	****	****
Early Vote	0	12	0	0	Early Vote	0	0	0
Mail In	2	12	****	****	Mail In	****	****	****
Total	9	12	****	****	Total	****	****	****
PRECINCT 11.01					PRECINCT 11.01			
Election Day	54	182	3	0	Election Day	30	21	51
Early Vote	4	182	****	****	Early Vote	****	****	****
Mail In	42	182	2	0	Mail In	26	14	40
Total	100	182	7	0	Total	58	35	93
PRECINCT 12.00					PRECINCT 12.00			
Election Day	33	114	0	0	Election Day	23	10	33
Early Vote	8	114	****	****	Early Vote	****	****	****
Mail In	16	114	0	0	Mail In	8	8	16
Total	57	114	1	0	Total	34	22	56

Precinct Portion	Times Cast	Registered Voters	Undervotes	Overvotes	Precinct Portion	BROOKS, PAIGE L (REP)	NEWTON, CRYSTAL (REP)	Total Votes
PRECINCT 13.00					PRECINCT 13.00			
Election Day	10	173	****	****	Election Day	****	****	****
Early Vote	2	173	****	****	Early Vote	****	****	****
Mail In	74	173	9	0	Mail In	44	21	65
Total	86	173	10	0	Total	53	23	76
PRECINCT 14.00 - City					PRECINCT 14.00 - City			
Election Day	2	13	****	****	Election Day	****	****	****
Early Vote	2	13	****	****	Early Vote	****	****	****
Mail In	1	13	****	****	Mail In	****	****	****
Total	5	13	****	****	Total	****	****	****
PRECINCT 14.02 - County					PRECINCT 14.02 - County			
Election Day	72	665	5	0	Election Day	34	33	67
Early Vote	29	665	1	0	Early Vote	17	11	28
Mail In	86	665	4	0	Mail In	49	33	82
Total	187	665	10	0	Total	100	77	177
PRECINCT 15.00					PRECINCT 15.00			
Election Day	13	205	3	0	Election Day	7	3	10
Early Vote	15	205	0	0	Early Vote	8	7	15
Mail In	26	205	3	0	Mail In	18	5	23
Total	54	205	6	0	Total	33	15	48
County - Total	1,940	5,180	114	0	County - Total	1,150	676	1,826
Cumulative					Cumulative			
Cumulative					Cumulative			
Election Day	0	0	0	0	Election Day	0	0	0
Early Vote	0	0	0	0	Early Vote	0	0	0
Mail In	0	0	0	0	Mail In	0	0	0
Total	0	0	0	0	Total	0	0	0
Cumulative - Total	0	0	0	0	Cumulative - Total	0	0	0
County - Total	1,940	5,180	114	0	County - Total	1,150	676	1,826

STATE BOARD OF EDUCATION, DISTRICT 2 (Vote for 1) **** - Insufficient Turnout to Protect Voter Privacy

Precinct Portion	Times Cast	Registered Voters	Undervotes	Overvotes	Precinct Portion	BUEHLER, MATTHEW R. (NP)	DAVIS, PAUL "DOC" (NP)
County					County		
County					County		
PRECINCT 1.00					PRECINCT 1.00		
Election Day	67	829	15	0	Election Day	9	10
Early Vote	38	829	6	0	Early Vote	7	6
Mail In	127	829	21	0	Mail In	13	25
Total	232	829	42	0	Total	29	41
PRECINCT 2.00					PRECINCT 2.00		
Election Day	59	759	6	0	Election Day	10	13
Early Vote	46	759	9	0	Early Vote	9	11
Mail In	133	759	18	0	Mail In	28	16
Total	238	759	33	0	Total	47	40
PRECINCT 3.00					PRECINCT 3.00		
Election Day	46	669	5	0	Election Day	16	8
Early Vote	51	669	5	0	Early Vote	6	3
Mail In	110	669	15	0	Mail In	23	6
Total	207	669	25	0	Total	45	17
PRECINCT 4.00 - City					PRECINCT 4.00 - City		
Election Day	29	615	2	0	Election Day	6	7
Early Vote	18	615	1	0	Early Vote	6	5
Mail In	90	615	8	0	Mail In	14	11
Total	137	615	11	0	Total	26	23
PRECINCT 4.01 - County					PRECINCT 4.01 - County		
Election Day	7	229	****	****	Election Day	****	****
Early Vote	19	229	4	0	Early Vote	4	6
Mail In	18	229	3	0	Mail In	4	5
Total	44	229	7	0	Total	9	14

Precinct Portion	KING, JR., DORZELL (NP)	ORR, ANGELA (NP)	Total Votes
County			
County			
PRECINCT 1.00			
Election Day	4	29	52
Early Vote	2	17	32
Mail In	7	61	106
Total	13	107	190
PRECINCT 2.00			
Election Day	2	28	53
Early Vote	2	15	37
Mail In	7	64	115
Total	11	107	205
PRECINCT 3.00			
Election Day	2	15	41
Early Vote	4	33	46
Mail In	7	59	95
Total	13	107	182
PRECINCT 4.00 - City			
Election Day	0	14	27
Early Vote	0	6	17
Mail In	3	54	82
Total	3	74	126
PRECINCT 4.01 - County			
Election Day	****	****	****
Early Vote	1	4	15
Mail In	0	6	15
Total	1	13	37

Precinct Portion	Times Cast	Registered Voters	Undervotes	Overvotes
PRECINCT 5.00 - City				
Election Day	115	1,118	8	0
Early Vote	117	1,118	13	0
Mail In	208	1,118	50	0
Total	440	1,118	71	0
PRECINCT 5.02 - County				
Election Day	0	3	0	0
Early Vote	0	3	0	0
Mail In	2	3	****	****
Total	2	3	****	****
PRECINCT 6.00				
Election Day	105	1,219	14	0
Early Vote	79	1,219	16	0
Mail In	175	1,219	24	0
Total	359	1,219	54	0
PRECINCT 7.00				
Election Day	90	1,030	15	0
Early Vote	63	1,030	11	0
Mail In	147	1,030	18	0
Total	300	1,030	44	0
PRECINCT 8.00				
Election Day	1	111	****	****
Early Vote	0	111	0	0
Mail In	54	111	15	0
Total	55	111	16	0
PRECINCT 9.00				
Election Day	12	210	2	0
Early Vote	3	210	****	****
Mail In	50	210	5	0
Total	65	210	7	0

Precinct Portion	BUEHLER, MATTHEW R. (NP)	DAVIS, PAUL "DOC" (NP)		
PRECINCT 5.00 - City				
Election Day	18	25		
Early Vote	22	20		
Mail In	26	31		
Total	66	76		
PRECINCT 5.02 - County				
Election Day	0	0		
Early Vote	0	0		
Mail In	****	****	****	****
Total	****	****	****	****
PRECINCT 6.00				
Election Day	22	19		
Early Vote	12	8		
Mail In	34	22		
Total	68	49		
PRECINCT 7.00				
Election Day	15	12		
Early Vote	12	8		
Mail In	30	23		
Total	57	43		
PRECINCT 8.00				
Election Day	****	****	****	****
Early Vote	0	0		
Mail In	8	3		
Total	8	3		
PRECINCT 9.00				
Election Day	3	2		
Early Vote	****	****	****	****
Mail In	6	14		
Total	9	16		

Precinct Portion	KING, JR., DORZELL (NP)		ORR, ANGELA (NP)		Total Votes
PRECINCT 5.00 - City					
Election Day	7		57		107
Early Vote	8		54		104
Mail In	15		86		158
Total	30		197		369
PRECINCT 5.02 - County					
Election Day	0		0		0
Early Vote	0		0		0
Mail In	****	****	****	****	****
Total	****	****	****	****	****
PRECINCT 6.00					
Election Day	6		44		91
Early Vote	1		42		63
Mail In	8		87		151
Total	15		173		305
PRECINCT 7.00					
Election Day	14		34		75
Early Vote	7		25		52
Mail In	6		70		129
Total	27		129		256
PRECINCT 8.00					
Election Day	****	****	****	****	****
Early Vote	0		0		0
Mail In	5		23		39
Total	5		23		39
PRECINCT 9.00					
Election Day	4		1		10
Early Vote	****	****	****	****	****
Mail In	6		19		45
Total	10		23		58

Precinct Portion	Times Cast	Registered Voters	Undervotes	Overvotes
PRECINCT 9.03 - GID Split				
Election Day	0	2	0	0
Early Vote	0	2	0	0
Mail In	0	2	0	0
Total	0	2	0	0
PRECINCT 10.00				
Election Day	5	0	****	****
Early Vote	8	0	****	****
Mail In	48	0	4	0
Total	61	0	4	0
PRECINCT 10.01 - GID Split				
Election Day	0	2	0	0
Early Vote	0	2	0	0
Mail In	0	2	0	0
Total	0	2	0	0
PRECINCT 11.00 - GID Split				
Election Day	8	16	****	****
Early Vote	0	16	0	0
Mail In	2	16	****	****
Total	10	16	****	****
PRECINCT 11.01				
Election Day	58	222	6	0
Early Vote	4	222	****	****
Mail In	48	222	9	0
Total	110	222	17	0
PRECINCT 12.00				
Election Day	39	161	9	0
Early Vote	9	161	****	****
Mail In	24	161	2	0
Total	72	161	14	0

Precinct Portion	BUEHLER, MATTHEW R. (NP)	DAVIS, PAUL "DOC" (NP)		
PRECINCT 9.03 - GID Split				
Election Day	0	0		
Early Vote	0	0		
Mail In	0	0		
Total	0	0		
PRECINCT 10.00				
Election Day	****	****	****	****
Early Vote	****	****	****	****
Mail In	11	6		
Total	14	11		
PRECINCT 10.01 - GID Split				
Election Day	0	0		
Early Vote	0	0		
Mail In	0	0		
Total	0	0		
PRECINCT 11.00 - GID Split				
Election Day	****	****	****	****
Early Vote	0	0		
Mail In	****	****	****	****
Total	****	****	****	****
PRECINCT 11.01				
Election Day	12	9		
Early Vote	****	****	****	****
Mail In	5	7		
Total	17	17		
PRECINCT 12.00				
Election Day	8	13		
Early Vote	****	****	****	****
Mail In	4	5		
Total	13	18		

Precinct Portion	KING, JR., DORZELL (NP)		ORR, ANGELA (NP)		Total Votes
PRECINCT 9.03 - GID Split					
Election Day	0		0		0
Early Vote	0		0		0
Mail In	0		0		0
Total	0		0		0
PRECINCT 10.00					
Election Day	****	****	****	****	****
Early Vote	****	****	****	****	****
Mail In	3		24		44
Total	6		26		57
PRECINCT 10.01 - GID Split					
Election Day	0		0		0
Early Vote	0		0		0
Mail In	0		0		0
Total	0		0		0
PRECINCT 11.00 - GID Split					
Election Day	****	****	****	****	****
Early Vote	0		0		0
Mail In	****	****	****	****	****
Total	****	****	****	****	****
PRECINCT 11.01					
Election Day	10		21		52
Early Vote	****	****	****	****	****
Mail In	6		21		39
Total	16		43		93
PRECINCT 12.00					
Election Day	1		8		30
Early Vote	****	****	****	****	****
Mail In	4		9		22
Total	5		22		58

Precinct Portion	Times Cast	Registered Voters	Undervotes	Overvotes
PRECINCT 13.00				
Election Day	13	271	1	0
Early Vote	2	271	****	****
Mail In	95	271	22	0
Total	110	271	23	0
PRECINCT 14.00 - City				
Election Day	3	28	****	****
Early Vote	2	28	****	****
Mail In	3	28	****	****
Total	8	28	****	****
PRECINCT 14.02 - County				
Election Day	82	1,063	17	0
Early Vote	32	1,063	4	0
Mail In	125	1,063	10	0
Total	239	1,063	31	0
PRECINCT 15.00				
Election Day	19	357	4	0
Early Vote	16	357	0	0
Mail In	43	357	6	0
Total	78	357	10	0
County - Total	2,767	8,914	416	0
Cumulative				
Cumulative				
Election Day	0	0	0	0
Early Vote	0	0	0	0
Mail In	0	0	0	0
Total	0	0	0	0
Cumulative - Total	0	0	0	0
County - Total	2,767	8,914	416	0

Precinct Portion	BUEHLER, MATTHEW R. (NP)	DAVIS, PAUL "DOC" (NP)
PRECINCT 13.00		
Election Day	6	3
Early Vote	****	****
Mail In	19	18
Total	25	22
PRECINCT 14.00 - City		
Election Day	****	****
Early Vote	****	****
Mail In	****	****
Total	****	****
PRECINCT 14.02 - County		
Election Day	9	16
Early Vote	7	4
Mail In	13	18
Total	29	38
PRECINCT 15.00		
Election Day	4	7
Early Vote	7	7
Mail In	11	7
Total	22	21
County - Total	487	452
Cumulative		
Cumulative		
Election Day	0	0
Early Vote	0	0
Mail In	0	0
Total	0	0
Cumulative - Total	0	0
County - Total	487	452

Precinct Portion	KING, JR., DORZELL (NP)	ORR, ANGELA (NP)	Total Votes
PRECINCT 13.00			
Election Day	2	1	12
Early Vote	****	****	****
Mail In	7	29	73
Total	9	31	87
PRECINCT 14.00 - City			
Election Day	****	****	****
Early Vote	****	****	****
Mail In	****	****	****
Total	****	****	****
PRECINCT 14.02 - County			
Election Day	6	34	65
Early Vote	3	14	28
Mail In	17	67	115
Total	26	115	208
PRECINCT 15.00			
Election Day	0	4	15
Early Vote	0	2	16
Mail In	8	11	37
Total	8	17	68
County - Total	200	1,212	2,351
Cumulative			
Cumulative			
Election Day	0	0	0
Early Vote	0	0	0
Mail In	0	0	0
Total	0	0	0
Cumulative - Total	0	0	0
County - Total	200	1,212	2,351

HOSPITAL BOARD TRUSTEE, SEAT A (Vote for 1)

**** - Insufficient Turnout to Protect Voter Privacy

Precinct Portion	Times Cast	Registered Voters	Undervotes	Overvotes	Precinct Portion	CRAMER, ALICIA A. (NP)	Total Votes
County					County		
County					County		
PRECINCT 1.00					PRECINCT 1.00		
Election Day	67	829	9	0	Election Day	58	58
Early Vote	38	829	4	0	Early Vote	34	34
Mail In	127	829	26	0	Mail In	101	101
Total	232	829	39	0	Total	193	193
PRECINCT 2.00					PRECINCT 2.00		
Election Day	59	759	11	0	Election Day	48	48
Early Vote	46	759	4	0	Early Vote	42	42
Mail In	133	759	16	0	Mail In	117	117
Total	238	759	31	0	Total	207	207
PRECINCT 3.00					PRECINCT 3.00		
Election Day	46	669	1	0	Election Day	45	45
Early Vote	51	669	5	0	Early Vote	46	46
Mail In	110	669	11	0	Mail In	99	99
Total	207	669	17	0	Total	190	190
PRECINCT 4.00 - City					PRECINCT 4.00 - City		
Election Day	29	615	4	0	Election Day	25	25
Early Vote	18	615	1	0	Early Vote	17	17
Mail In	90	615	10	0	Mail In	80	80
Total	137	615	15	0	Total	122	122
PRECINCT 4.01 - County					PRECINCT 4.01 - County		
Election Day	7	229	****	****	Election Day	****	****
Early Vote	19	229	2	0	Early Vote	17	17
Mail In	18	229	4	0	Mail In	14	14
Total	44	229	6	0	Total	38	38

Precinct Portion	Times Cast	Registered Voters	Undervotes	Overvotes	Precinct Portion	CRAMER, ALICIA A. (NP)	Total Votes
PRECINCT 5.00 - City					PRECINCT 5.00 - City		
Election Day	115	1,118	9	0	Election Day	106	106
Early Vote	117	1,118	13	0	Early Vote	104	104
Mail In	208	1,118	33	0	Mail In	175	175
Total	440	1,118	55	0	Total	385	385
PRECINCT 5.02 - County					PRECINCT 5.02 - County		
Election Day	0	3	0	0	Election Day	0	0
Early Vote	0	3	0	0	Early Vote	0	0
Mail In	2	3	****	****	Mail In	****	****
Total	2	3	****	****	Total	****	****
PRECINCT 6.00					PRECINCT 6.00		
Election Day	105	1,219	23	0	Election Day	82	82
Early Vote	79	1,219	18	0	Early Vote	61	61
Mail In	175	1,219	29	0	Mail In	146	146
Total	359	1,219	70	0	Total	289	289
PRECINCT 7.00					PRECINCT 7.00		
Election Day	90	1,030	14	0	Election Day	76	76
Early Vote	63	1,030	10	0	Early Vote	53	53
Mail In	147	1,030	11	0	Mail In	136	136
Total	300	1,030	35	0	Total	265	265
PRECINCT 8.00					PRECINCT 8.00		
Election Day	1	111	****	****	Election Day	****	****
Early Vote	0	111	0	0	Early Vote	0	0
Mail In	54	111	15	0	Mail In	39	39
Total	55	111	16	0	Total	39	39
PRECINCT 9.00					PRECINCT 9.00		
Election Day	12	210	6	0	Election Day	6	6
Early Vote	3	210	****	****	Early Vote	****	****
Mail In	50	210	6	0	Mail In	44	44
Total	65	210	12	0	Total	53	53

Precinct Portion	Times Cast	Registered Voters	Undervotes	Overvotes
PRECINCT 9.03 - GID Split				
Election Day	0	2	0	0
Early Vote	0	2	0	0
Mail In	0	2	0	0
Total	0	2	0	0
PRECINCT 10.00				
Election Day	5	0	****	****
Early Vote	8	0	****	****
Mail In	48	0	10	0
Total	61	0	14	0
PRECINCT 10.01 - GID Split				
Election Day	0	2	0	0
Early Vote	0	2	0	0
Mail In	0	2	0	0
Total	0	2	0	0
PRECINCT 11.00 - GID Split				
Election Day	8	16	****	****
Early Vote	0	16	0	0
Mail In	2	16	****	****
Total	10	16	****	****
PRECINCT 11.01				
Election Day	58	222	10	0
Early Vote	4	222	****	****
Mail In	48	222	10	0
Total	110	222	20	0
PRECINCT 12.00				
Election Day	39	161	8	0
Early Vote	9	161	****	****
Mail In	24	161	2	0
Total	72	161	13	0

Precinct Portion	CRAMER, ALICIA A. (NP)	Total Votes
PRECINCT 9.03 - GID Split		
Election Day	0	0
Early Vote	0	0
Mail In	0	0
Total	0	0
PRECINCT 10.00		
Election Day	****	****
Early Vote	****	****
Mail In	38	38
Total	47	47
PRECINCT 10.01 - GID Split		
Election Day	0	0
Early Vote	0	0
Mail In	0	0
Total	0	0
PRECINCT 11.00 - GID Split		
Election Day	****	****
Early Vote	0	0
Mail In	****	****
Total	****	****
PRECINCT 11.01		
Election Day	48	48
Early Vote	****	****
Mail In	38	38
Total	90	90
PRECINCT 12.00		
Election Day	31	31
Early Vote	****	****
Mail In	22	22
Total	59	59

Precinct Portion	Times Cast	Registered Voters	Undervotes	Overvotes
PRECINCT 13.00				
Election Day	13	271	1	0
Early Vote	2	271	****	****
Mail In	95	271	23	0
Total	110	271	24	0
PRECINCT 14.00 - City				
Election Day	3	28	****	****
Early Vote	2	28	****	****
Mail In	3	28	****	****
Total	8	28	****	****
PRECINCT 14.02 - County				
Election Day	82	1,063	14	0
Early Vote	32	1,063	7	0
Mail In	125	1,063	23	0
Total	239	1,063	44	0
PRECINCT 15.00				
Election Day	19	357	5	0
Early Vote	16	357	0	0
Mail In	43	357	13	0
Total	78	357	18	0
County - Total	2,767	8,914	430	0
Cumulative				
Cumulative				
Election Day	0	0	0	0
Early Vote	0	0	0	0
Mail In	0	0	0	0
Total	0	0	0	0
Cumulative - Total	0	0	0	0
County - Total	2,767	8,914	430	0

Precinct Portion	CRAMER, ALICIA A. (NP)	Total Votes
PRECINCT 13.00		
Election Day	12	12
Early Vote	****	****
Mail In	72	72
Total	86	86
PRECINCT 14.00 - City		
Election Day	****	****
Early Vote	****	****
Mail In	****	****
Total	****	****
PRECINCT 14.02 - County		
Election Day	68	68
Early Vote	25	25
Mail In	102	102
Total	195	195
PRECINCT 15.00		
Election Day	14	14
Early Vote	16	16
Mail In	30	30
Total	60	60
County - Total	2,337	2,337
Cumulative		
Cumulative		
Election Day	0	0
Early Vote	0	0
Mail In	0	0
Total	0	0
Cumulative - Total	0	0
County - Total	2,337	2,337

HOSPITAL BOARD TRUSTEE, SEAT D (Vote for 1) **** - Insufficient Turnout to Protect Voter Privacy

Precinct Portion	Times Cast	Registered Voters	Undervotes	Overvotes	Precinct Portion	FRENCH, JIM (NP)	Total Votes
County					County		
County					County		
PRECINCT 1.00					PRECINCT 1.00		
Election Day	67	829	14	0	Election Day	53	53
Early Vote	38	829	4	0	Early Vote	34	34
Mail In	127	829	25	0	Mail In	102	102
Total	232	829	43	0	Total	189	189
PRECINCT 2.00					PRECINCT 2.00		
Election Day	59	759	15	0	Election Day	44	44
Early Vote	46	759	4	0	Early Vote	42	42
Mail In	133	759	22	0	Mail In	111	111
Total	238	759	41	0	Total	197	197
PRECINCT 3.00					PRECINCT 3.00		
Election Day	46	669	4	0	Election Day	42	42
Early Vote	51	669	9	0	Early Vote	42	42
Mail In	110	669	12	0	Mail In	98	98
Total	207	669	25	0	Total	182	182
PRECINCT 4.00 - City					PRECINCT 4.00 - City		
Election Day	29	615	4	0	Election Day	25	25
Early Vote	18	615	0	0	Early Vote	18	18
Mail In	90	615	16	0	Mail In	74	74
Total	137	615	20	0	Total	117	117
PRECINCT 4.01 - County					PRECINCT 4.01 - County		
Election Day	7	229	****	****	Election Day	****	****
Early Vote	19	229	3	0	Early Vote	16	16
Mail In	18	229	3	0	Mail In	15	15
Total	44	229	6	0	Total	38	38

Precinct Portion	Times Cast	Registered Voters	Undervotes	Overvotes
PRECINCT 5.00 - City				
Election Day	115	1,118	15	0
Early Vote	117	1,118	19	0
Mail In	208	1,118	42	0
Total	440	1,118	76	0
PRECINCT 5.02 - County				
Election Day	0	3	0	0
Early Vote	0	3	0	0
Mail In	2	3	****	****
Total	2	3	****	****
PRECINCT 6.00				
Election Day	105	1,219	23	0
Early Vote	79	1,219	16	0
Mail In	175	1,219	37	0
Total	359	1,219	76	0
PRECINCT 7.00				
Election Day	90	1,030	15	0
Early Vote	63	1,030	13	0
Mail In	147	1,030	13	0
Total	300	1,030	41	0
PRECINCT 8.00				
Election Day	1	111	****	****
Early Vote	0	111	0	0
Mail In	54	111	16	0
Total	55	111	16	0
PRECINCT 9.00				
Election Day	12	210	5	0
Early Vote	3	210	****	****
Mail In	50	210	7	0
Total	65	210	12	0

Precinct Portion	FRENCH, JIM (NP)	Total Votes
PRECINCT 5.00 - City		
Election Day	100	100
Early Vote	98	98
Mail In	166	166
Total	364	364
PRECINCT 5.02 - County		
Election Day	0	0
Early Vote	0	0
Mail In	****	****
Total	****	****
PRECINCT 6.00		
Election Day	82	82
Early Vote	63	63
Mail In	138	138
Total	283	283
PRECINCT 7.00		
Election Day	75	75
Early Vote	50	50
Mail In	134	134
Total	259	259
PRECINCT 8.00		
Election Day	****	****
Early Vote	0	0
Mail In	38	38
Total	39	39
PRECINCT 9.00		
Election Day	7	7
Early Vote	****	****
Mail In	43	43
Total	53	53

Precinct Portion	Times Cast	Registered Voters	Undervotes	Overvotes
PRECINCT 9.03 - GID Split				
Election Day	0	2	0	0
Early Vote	0	2	0	0
Mail In	0	2	0	0
Total	0	2	0	0
PRECINCT 10.00				
Election Day	5	0	****	****
Early Vote	8	0	****	****
Mail In	48	0	6	0
Total	61	0	8	0
PRECINCT 10.01 - GID Split				
Election Day	0	2	0	0
Early Vote	0	2	0	0
Mail In	0	2	0	0
Total	0	2	0	0
PRECINCT 11.00 - GID Split				
Election Day	8	16	****	****
Early Vote	0	16	0	0
Mail In	2	16	****	****
Total	10	16	****	****
PRECINCT 11.01				
Election Day	58	222	9	0
Early Vote	4	222	****	****
Mail In	48	222	13	0
Total	110	222	22	0
PRECINCT 12.00				
Election Day	39	161	12	0
Early Vote	9	161	****	****
Mail In	24	161	5	0
Total	72	161	19	0

Precinct Portion	FRENCH, JIM (NP)	Total Votes
PRECINCT 9.03 - GID Split		
Election Day	0	0
Early Vote	0	0
Mail In	0	0
Total	0	0
PRECINCT 10.00		
Election Day	****	****
Early Vote	****	****
Mail In	42	42
Total	53	53
PRECINCT 10.01 - GID Split		
Election Day	0	0
Early Vote	0	0
Mail In	0	0
Total	0	0
PRECINCT 11.00 - GID Split		
Election Day	****	****
Early Vote	0	0
Mail In	****	****
Total	****	****
PRECINCT 11.01		
Election Day	49	49
Early Vote	****	****
Mail In	35	35
Total	88	88
PRECINCT 12.00		
Election Day	27	27
Early Vote	****	****
Mail In	19	19
Total	53	53

Precinct Portion	Times Cast	Registered Voters	Undervotes	Overvotes
PRECINCT 13.00				
Election Day	13	271	1	0
Early Vote	2	271	****	****
Mail In	95	271	24	0
Total	110	271	25	0
PRECINCT 14.00 - City				
Election Day	3	28	****	****
Early Vote	2	28	****	****
Mail In	3	28	****	****
Total	8	28	****	****
PRECINCT 14.02 - County				
Election Day	82	1,063	14	0
Early Vote	32	1,063	6	0
Mail In	125	1,063	20	0
Total	239	1,063	40	0
PRECINCT 15.00				
Election Day	19	357	5	0
Early Vote	16	357	0	0
Mail In	43	357	13	0
Total	78	357	18	0
County - Total	2,767	8,914	491	0
Cumulative				
Cumulative				
Election Day	0	0	0	0
Early Vote	0	0	0	0
Mail In	0	0	0	0
Total	0	0	0	0
Cumulative - Total	0	0	0	0
County - Total	2,767	8,914	491	0

Precinct Portion	FRENCH, JIM (NP)	Total Votes
PRECINCT 13.00		
Election Day	12	12
Early Vote	****	****
Mail In	71	71
Total	85	85
PRECINCT 14.00 - City		
Election Day	****	****
Early Vote	****	****
Mail In	****	****
Total	****	****
PRECINCT 14.02 - County		
Election Day	68	68
Early Vote	26	26
Mail In	105	105
Total	199	199
PRECINCT 15.00		
Election Day	14	14
Early Vote	16	16
Mail In	30	30
Total	60	60
County - Total	2,276	2,276
Cumulative		
Cumulative		
Election Day	0	0
Early Vote	0	0
Mail In	0	0
Total	0	0
Cumulative - Total	0	0
County - Total	2,276	2,276

SCHOOL DISTRICT TRUSTEE, SEAT D (Vote for 1) **** - Insufficient Turnout to Protect Voter Privacy

Precinct Portion	Times Cast	Registered Voters	Undervotes	Overvotes	Precinct Portion	SWENSEN, ABRAM (NP)	Total Votes
County					County		
County					County		
PRECINCT 1.00					PRECINCT 1.00		
Election Day	67	829	12	0	Election Day	55	55
Early Vote	38	829	7	0	Early Vote	31	31
Mail In	127	829	26	0	Mail In	101	101
Total	232	829	45	0	Total	187	187
PRECINCT 2.00					PRECINCT 2.00		
Election Day	59	759	14	0	Election Day	45	45
Early Vote	46	759	5	0	Early Vote	41	41
Mail In	133	759	24	0	Mail In	109	109
Total	238	759	43	0	Total	195	195
PRECINCT 3.00					PRECINCT 3.00		
Election Day	46	669	3	0	Election Day	43	43
Early Vote	51	669	10	0	Early Vote	41	41
Mail In	110	669	10	0	Mail In	100	100
Total	207	669	23	0	Total	184	184
PRECINCT 4.00 - City					PRECINCT 4.00 - City		
Election Day	29	615	3	0	Election Day	26	26
Early Vote	18	615	2	0	Early Vote	16	16
Mail In	90	615	14	0	Mail In	76	76
Total	137	615	19	0	Total	118	118
PRECINCT 4.01 - County					PRECINCT 4.01 - County		
Election Day	7	229	****	****	Election Day	****	****
Early Vote	19	229	4	0	Early Vote	15	15
Mail In	18	229	4	0	Mail In	14	14
Total	44	229	8	0	Total	36	36

Precinct Portion	Times Cast	Registered Voters	Undervotes	Overvotes	Precinct Portion	SWENSEN, ABRAM (NP)	Total Votes
PRECINCT 5.00 - City					PRECINCT 5.00 - City		
Election Day	115	1,118	12	0	Election Day	103	103
Early Vote	117	1,118	17	0	Early Vote	100	100
Mail In	208	1,118	34	0	Mail In	174	174
Total	440	1,118	63	0	Total	377	377
PRECINCT 5.02 - County					PRECINCT 5.02 - County		
Election Day	0	3	0	0	Election Day	0	0
Early Vote	0	3	0	0	Early Vote	0	0
Mail In	2	3	****	****	Mail In	****	****
Total	2	3	****	****	Total	****	****
PRECINCT 6.00					PRECINCT 6.00		
Election Day	105	1,219	23	0	Election Day	82	82
Early Vote	79	1,219	16	0	Early Vote	63	63
Mail In	175	1,219	45	0	Mail In	130	130
Total	359	1,219	84	0	Total	275	275
PRECINCT 7.00					PRECINCT 7.00		
Election Day	90	1,030	19	0	Election Day	71	71
Early Vote	63	1,030	12	0	Early Vote	51	51
Mail In	147	1,030	18	0	Mail In	129	129
Total	300	1,030	49	0	Total	251	251
PRECINCT 8.00					PRECINCT 8.00		
Election Day	1	111	****	****	Election Day	****	****
Early Vote	0	111	0	0	Early Vote	0	0
Mail In	54	111	17	0	Mail In	37	37
Total	55	111	18	0	Total	37	37
PRECINCT 9.00					PRECINCT 9.00		
Election Day	12	210	5	0	Election Day	7	7
Early Vote	3	210	****	****	Early Vote	****	****
Mail In	50	210	6	0	Mail In	44	44
Total	65	210	11	0	Total	54	54

Precinct Portion	Times Cast	Registered Voters	Undervotes	Overvotes
PRECINCT 9.03 - GID Split				
Election Day	0	2	0	0
Early Vote	0	2	0	0
Mail In	0	2	0	0
Total	0	2	0	0
PRECINCT 10.00				
Election Day	5	0	****	****
Early Vote	8	0	****	****
Mail In	48	0	10	0
Total	61	0	14	0
PRECINCT 10.01 - GID Split				
Election Day	0	2	0	0
Early Vote	0	2	0	0
Mail In	0	2	0	0
Total	0	2	0	0
PRECINCT 11.00 - GID Split				
Election Day	8	16	****	****
Early Vote	0	16	0	0
Mail In	2	16	****	****
Total	10	16	****	****
PRECINCT 11.01				
Election Day	58	222	11	0
Early Vote	4	222	****	****
Mail In	48	222	9	0
Total	110	222	20	0
PRECINCT 12.00				
Election Day	39	161	9	0
Early Vote	9	161	****	****
Mail In	24	161	6	0
Total	72	161	18	0

Precinct Portion	SWENSEN, ABRAM (NP)	Total Votes
PRECINCT 9.03 - GID Split		
Election Day	0	0
Early Vote	0	0
Mail In	0	0
Total	0	0
PRECINCT 10.00		
Election Day	****	****
Early Vote	****	****
Mail In	38	38
Total	47	47
PRECINCT 10.01 - GID Split		
Election Day	0	0
Early Vote	0	0
Mail In	0	0
Total	0	0
PRECINCT 11.00 - GID Split		
Election Day	****	****
Early Vote	0	0
Mail In	****	****
Total	****	****
PRECINCT 11.01		
Election Day	47	47
Early Vote	****	****
Mail In	39	39
Total	90	90
PRECINCT 12.00		
Election Day	30	30
Early Vote	****	****
Mail In	18	18
Total	54	54

Precinct Portion	Times Cast	Registered Voters	Undervotes	Overvotes
PRECINCT 13.00				
Election Day	13	271	1	0
Early Vote	2	271	****	****
Mail In	95	271	27	0
Total	110	271	28	0
PRECINCT 14.00 - City				
Election Day	3	28	****	****
Early Vote	2	28	****	****
Mail In	3	28	****	****
Total	8	28	****	****
PRECINCT 14.02 - County				
Election Day	82	1,063	15	0
Early Vote	32	1,063	5	0
Mail In	125	1,063	20	0
Total	239	1,063	40	0
PRECINCT 15.00				
Election Day	19	357	7	0
Early Vote	16	357	0	0
Mail In	43	357	15	0
Total	78	357	22	0
County - Total	2,767	8,914	508	0
Cumulative				
Cumulative				
Election Day	0	0	0	0
Early Vote	0	0	0	0
Mail In	0	0	0	0
Total	0	0	0	0
Cumulative - Total	0	0	0	0
County - Total	2,767	8,914	508	0

Precinct Portion	SWENSEN, ABRAM (NP)	Total Votes
PRECINCT 13.00		
Election Day	12	12
Early Vote	****	****
Mail In	68	68
Total	82	82
PRECINCT 14.00 - City		
Election Day	****	****
Early Vote	****	****
Mail In	****	****
Total	****	****
PRECINCT 14.02 - County		
Election Day	67	67
Early Vote	27	27
Mail In	105	105
Total	199	199
PRECINCT 15.00		
Election Day	12	12
Early Vote	16	16
Mail In	28	28
Total	56	56
County - Total	2,259	2,259
Cumulative		
Cumulative		
Election Day	0	0
Early Vote	0	0
Mail In	0	0
Total	0	0
Cumulative - Total	0	0
County - Total	2,259	2,259

SCHOOL DISTRICT TRUSTEE, SEAT E (Vote for 1) **** - Insufficient Turnout to Protect Voter Privacy

Precinct Portion	Times Cast	Registered Voters	Undervotes	Overvotes	Precinct Portion	WOODLAND, LORI ECHEVARRIA (NP)	Total Votes
County					County		
County					County		
PRECINCT 1.00					PRECINCT 1.00		
Election Day	67	829	10	0	Election Day	57	57
Early Vote	38	829	4	0	Early Vote	34	34
Mail In	127	829	25	0	Mail In	102	102
Total	232	829	39	0	Total	193	193
PRECINCT 2.00					PRECINCT 2.00		
Election Day	59	759	14	0	Election Day	45	45
Early Vote	46	759	8	0	Early Vote	38	38
Mail In	133	759	20	0	Mail In	113	113
Total	238	759	42	0	Total	196	196
PRECINCT 3.00					PRECINCT 3.00		
Election Day	46	669	5	0	Election Day	41	41
Early Vote	51	669	6	0	Early Vote	45	45
Mail In	110	669	13	0	Mail In	97	97
Total	207	669	24	0	Total	183	183
PRECINCT 4.00 - City					PRECINCT 4.00 - City		
Election Day	29	615	3	0	Election Day	26	26
Early Vote	18	615	1	0	Early Vote	17	17
Mail In	90	615	10	0	Mail In	80	80
Total	137	615	14	0	Total	123	123
PRECINCT 4.01 - County					PRECINCT 4.01 - County		
Election Day	7	229	****	****	Election Day	****	****
Early Vote	19	229	4	0	Early Vote	15	15
Mail In	18	229	4	0	Mail In	14	14
Total	44	229	8	0	Total	36	36

Precinct Portion	Times Cast	Registered Voters	Undervotes	Overvotes	Precinct Portion	WOODLAND, LORI ECHEVARRIA (NP)	Total Votes
PRECINCT 5.00 - City					PRECINCT 5.00 - City		
Election Day	115	1,118	9	0	Election Day	106	106
Early Vote	117	1,118	13	0	Early Vote	104	104
Mail In	208	1,118	29	0	Mail In	179	179
Total	440	1,118	51	0	Total	389	389
PRECINCT 5.02 - County					PRECINCT 5.02 - County		
Election Day	0	3	0	0	Election Day	0	0
Early Vote	0	3	0	0	Early Vote	0	0
Mail In	2	3	****	****	Mail In	****	****
Total	2	3	****	****	Total	****	****
PRECINCT 6.00					PRECINCT 6.00		
Election Day	105	1,219	25	0	Election Day	80	80
Early Vote	79	1,219	17	0	Early Vote	62	62
Mail In	175	1,219	40	0	Mail In	135	135
Total	359	1,219	82	0	Total	277	277
PRECINCT 7.00					PRECINCT 7.00		
Election Day	90	1,030	19	0	Election Day	71	71
Early Vote	63	1,030	13	0	Early Vote	50	50
Mail In	147	1,030	15	0	Mail In	132	132
Total	300	1,030	47	0	Total	253	253
PRECINCT 8.00					PRECINCT 8.00		
Election Day	1	111	****	****	Election Day	****	****
Early Vote	0	111	0	0	Early Vote	0	0
Mail In	54	111	14	0	Mail In	40	40
Total	55	111	15	0	Total	40	40
PRECINCT 9.00					PRECINCT 9.00		
Election Day	12	210	5	0	Election Day	7	7
Early Vote	3	210	****	****	Early Vote	****	****
Mail In	50	210	8	0	Mail In	42	42
Total	65	210	13	0	Total	52	52

Precinct Portion	Times Cast	Registered Voters	Undervotes	Overvotes	Precinct Portion	WOODLAND, LORI ECHEVARRIA (NP)	Total Votes
PRECINCT 9.03 - GID Split					PRECINCT 9.03 - GID Split		
Election Day	0	2	0	0	Election Day	0	0
Early Vote	0	2	0	0	Early Vote	0	0
Mail In	0	2	0	0	Mail In	0	0
Total	0	2	0	0	Total	0	0
PRECINCT 10.00					PRECINCT 10.00		
Election Day	5	0	****	****	Election Day	****	****
Early Vote	8	0	****	****	Early Vote	****	****
Mail In	48	0	6	0	Mail In	42	42
Total	61	0	8	0	Total	53	53
PRECINCT 10.01 - GID Split					PRECINCT 10.01 - GID Split		
Election Day	0	2	0	0	Election Day	0	0
Early Vote	0	2	0	0	Early Vote	0	0
Mail In	0	2	0	0	Mail In	0	0
Total	0	2	0	0	Total	0	0
PRECINCT 11.00 - GID Split					PRECINCT 11.00 - GID Split		
Election Day	8	16	****	****	Election Day	****	****
Early Vote	0	16	0	0	Early Vote	0	0
Mail In	2	16	****	****	Mail In	****	****
Total	10	16	****	****	Total	****	****
PRECINCT 11.01					PRECINCT 11.01		
Election Day	58	222	13	0	Election Day	45	45
Early Vote	4	222	****	****	Early Vote	****	****
Mail In	48	222	11	0	Mail In	37	37
Total	110	222	24	0	Total	86	86
PRECINCT 12.00					PRECINCT 12.00		
Election Day	39	161	6	0	Election Day	33	33
Early Vote	9	161	****	****	Early Vote	****	****
Mail In	24	161	6	0	Mail In	18	18
Total	72	161	13	0	Total	59	59

Precinct Portion	Times Cast	Registered Voters	Undervotes	Overvotes
PRECINCT 13.00				
Election Day	13	271	1	0
Early Vote	2	271	****	****
Mail In	95	271	22	0
Total	110	271	23	0
PRECINCT 14.00 - City				
Election Day	3	28	****	****
Early Vote	2	28	****	****
Mail In	3	28	****	****
Total	8	28	****	****
PRECINCT 14.02 - County				
Election Day	82	1,063	18	0
Early Vote	32	1,063	6	0
Mail In	125	1,063	26	0
Total	239	1,063	50	0
PRECINCT 15.00				
Election Day	19	357	7	0
Early Vote	16	357	0	0
Mail In	43	357	13	0
Total	78	357	20	0
County - Total	2,767	8,914	476	0
Cumulative				
Cumulative				
Election Day	0	0	0	0
Early Vote	0	0	0	0
Mail In	0	0	0	0
Total	0	0	0	0
Cumulative - Total	0	0	0	0
County - Total	2,767	8,914	476	0

Precinct Portion	WOODLAND, LORI ECHEVARRIA (NP)	Total Votes
PRECINCT 13.00		
Election Day	12	12
Early Vote	****	****
Mail In	73	73
Total	87	87
PRECINCT 14.00 - City		
Election Day	****	****
Early Vote	****	****
Mail In	****	****
Total	****	****
PRECINCT 14.02 - County		
Election Day	64	64
Early Vote	26	26
Mail In	99	99
Total	189	189
PRECINCT 15.00		
Election Day	12	12
Early Vote	16	16
Mail In	30	30
Total	58	58
County - Total	2,291	2,291
Cumulative		
Cumulative		
Election Day	0	0
Early Vote	0	0
Mail In	0	0
Total	0	0
Cumulative - Total	0	0
County - Total	2,291	2,291

JUSTICE OF THE PEACE, UNION TOWNSHIP (Vote for 1) **** - Insufficient Turnout to Protect Voter Privacy

Precinct Portion	Times Cast	Registered Voters	Undervotes	Overvotes	Precinct Portion	DAWSON, JEFF (NP)	KOEPKE, MATTHEW (NP)
County					County		
County					County		
PRECINCT 1.00					PRECINCT 1.00		
Election Day	67	829	5	0	Election Day	21	11
Early Vote	38	829	0	0	Early Vote	13	6
Mail In	127	829	8	0	Mail In	44	24
Total	232	829	13	0	Total	78	41
PRECINCT 2.00					PRECINCT 2.00		
Election Day	59	759	5	0	Election Day	23	4
Early Vote	46	759	1	0	Early Vote	17	4
Mail In	133	759	9	0	Mail In	44	10
Total	238	759	15	0	Total	84	18
PRECINCT 3.00					PRECINCT 3.00		
Election Day	46	669	2	0	Election Day	11	4
Early Vote	51	669	0	0	Early Vote	19	2
Mail In	110	669	4	0	Mail In	25	5
Total	207	669	6	0	Total	55	11
PRECINCT 4.00 - City					PRECINCT 4.00 - City		
Election Day	29	615	0	0	Election Day	9	3
Early Vote	18	615	0	0	Early Vote	7	0
Mail In	90	615	5	0	Mail In	27	10
Total	137	615	5	0	Total	43	13
PRECINCT 4.01 - County					PRECINCT 4.01 - County		
Election Day	7	229	****	****	Election Day	****	****
Early Vote	19	229	2	0	Early Vote	7	1
Mail In	18	229	2	0	Mail In	10	3
Total	44	229	4	0	Total	19	4

Precinct Portion	MALTZMAN, CODY (NP)	MAVITY, MIKE (NP)	Total Votes
County			
County			
PRECINCT 1.00			
Election Day	4	26	62
Early Vote	0	19	38
Mail In	7	44	119
Total	11	89	219
PRECINCT 2.00			
Election Day	3	24	54
Early Vote	1	23	45
Mail In	9	61	124
Total	13	108	223
PRECINCT 3.00			
Election Day	2	27	44
Early Vote	4	26	51
Mail In	7	69	106
Total	13	122	201
PRECINCT 4.00 - City			
Election Day	2	15	29
Early Vote	1	10	18
Mail In	10	38	85
Total	13	63	132
PRECINCT 4.01 - County			
Election Day	****	****	****
Early Vote	0	9	17
Mail In	0	3	16
Total	2	15	40

Precinct Portion	Times Cast	Registered Voters	Undervotes	Overvotes
PRECINCT 5.00 - City				
Election Day	115	1,118	2	0
Early Vote	117	1,118	0	0
Mail In	208	1,118	12	0
Total	440	1,118	14	0
PRECINCT 5.02 - County				
Election Day	0	3	0	0
Early Vote	0	3	0	0
Mail In	2	3	****	****
Total	2	3	****	****
PRECINCT 6.00				
Election Day	105	1,219	6	0
Early Vote	79	1,219	4	0
Mail In	175	1,219	4	0
Total	359	1,219	14	0
PRECINCT 7.00				
Election Day	90	1,030	7	0
Early Vote	63	1,030	3	0
Mail In	147	1,030	8	0
Total	300	1,030	18	0
PRECINCT 8.00				
Election Day	1	111	****	****
Early Vote	0	111	0	0
Mail In	54	111	10	0
Total	55	111	10	0
PRECINCT 9.00				
Election Day	12	210	1	0
Early Vote	3	210	****	****
Mail In	50	210	5	0
Total	65	210	6	0

Precinct Portion	DAWSON, JEFF (NP)	KOEPKE, MATTHEW (NP)
PRECINCT 5.00 - City		
Election Day	43	9
Early Vote	31	6
Mail In	64	9
Total	138	24
PRECINCT 5.02 - County		
Election Day	0	0
Early Vote	0	0
Mail In	****	****
Total	****	****
PRECINCT 6.00		
Election Day	38	13
Early Vote	21	6
Mail In	63	21
Total	122	40
PRECINCT 7.00		
Election Day	26	13
Early Vote	16	11
Mail In	64	14
Total	106	38
PRECINCT 8.00		
Election Day	****	****
Early Vote	0	0
Mail In	16	3
Total	17	3
PRECINCT 9.00		
Election Day	8	0
Early Vote	****	****
Mail In	10	7
Total	18	8

Precinct Portion	MALTZMAN, CODY (NP)	MAVITY, MIKE (NP)	Total Votes
PRECINCT 5.00 - City			
Election Day	6	55	113
Early Vote	4	76	117
Mail In	7	116	196
Total	17	247	426
PRECINCT 5.02 - County			
Election Day	0	0	0
Early Vote	0	0	0
Mail In	****	****	****
Total	****	****	****
PRECINCT 6.00			
Election Day	14	34	99
Early Vote	5	43	75
Mail In	18	69	171
Total	37	146	345
PRECINCT 7.00			
Election Day	7	37	83
Early Vote	6	27	60
Mail In	17	44	139
Total	30	108	282
PRECINCT 8.00			
Election Day	****	****	****
Early Vote	0	0	0
Mail In	0	25	44
Total	0	25	45
PRECINCT 9.00			
Election Day	2	1	11
Early Vote	****	****	****
Mail In	15	13	45
Total	17	16	59

Precinct Portion	Times Cast	Registered Voters	Undervotes	Overvotes
PRECINCT 9.03 - GID Split				
Election Day	0	2	0	0
Early Vote	0	2	0	0
Mail In	0	2	0	0
Total	0	2	0	0
PRECINCT 10.00				
Election Day	5	0	****	****
Early Vote	8	0	****	****
Mail In	48	0	7	0
Total	61	0	8	0
PRECINCT 10.01 - GID Split				
Election Day	0	2	0	0
Early Vote	0	2	0	0
Mail In	0	2	0	0
Total	0	2	0	0
PRECINCT 11.00 - GID Split				
Election Day	8	16	****	****
Early Vote	0	16	0	0
Mail In	2	16	****	****
Total	10	16	****	****
PRECINCT 11.01				
Election Day	58	222	2	0
Early Vote	4	222	****	****
Mail In	48	222	6	0
Total	110	222	10	0
PRECINCT 12.00				
Election Day	39	161	1	0
Early Vote	9	161	****	****
Mail In	24	161	2	0
Total	72	161	3	0

Precinct Portion	DAWSON, JEFF (NP)	KOEPKE, MATTHEW (NP)
PRECINCT 9.03 - GID Split		
Election Day	0	0
Early Vote	0	0
Mail In	0	0
Total	0	0
PRECINCT 10.00		
Election Day	****	****
Early Vote	****	****
Mail In	15	6
Total	20	8
PRECINCT 10.01 - GID Split		
Election Day	0	0
Early Vote	0	0
Mail In	0	0
Total	0	0
PRECINCT 11.00 - GID Split		
Election Day	****	****
Early Vote	0	0
Mail In	****	****
Total	****	****
PRECINCT 11.01		
Election Day	16	12
Early Vote	****	****
Mail In	8	7
Total	24	19
PRECINCT 12.00		
Election Day	9	1
Early Vote	****	****
Mail In	5	2
Total	16	3

Precinct Portion	MALTZMAN, CODY (NP)	MAVITY, MIKE (NP)	Total Votes
PRECINCT 9.03 - GID Split			
Election Day	0	0	0
Early Vote	0	0	0
Mail In	0	0	0
Total	0	0	0
PRECINCT 10.00			
Election Day	****	****	****
Early Vote	****	****	****
Mail In	6	14	41
Total	10	15	53
PRECINCT 10.01 - GID Split			
Election Day	0	0	0
Early Vote	0	0	0
Mail In	0	0	0
Total	0	0	0
PRECINCT 11.00 - GID Split			
Election Day	****	****	****
Early Vote	0	0	0
Mail In	****	****	****
Total	****	****	****
PRECINCT 11.01			
Election Day	1	27	56
Early Vote	****	****	****
Mail In	6	21	42
Total	7	50	100
PRECINCT 12.00			
Election Day	6	22	38
Early Vote	****	****	****
Mail In	3	12	22
Total	12	38	69

Precinct Portion	Times Cast	Registered Voters	Undervotes	Overvotes
PRECINCT 13.00				
Election Day	13	271	1	0
Early Vote	2	271	****	****
Mail In	95	271	10	0
Total	110	271	11	0
PRECINCT 14.00 - City				
Election Day	3	28	****	****
Early Vote	2	28	****	****
Mail In	3	28	****	****
Total	8	28	****	****
PRECINCT 14.02 - County				
Election Day	82	1,063	4	0
Early Vote	32	1,063	2	0
Mail In	125	1,063	4	0
Total	239	1,063	10	0
PRECINCT 15.00				
Election Day	19	357	3	0
Early Vote	16	357	0	0
Mail In	43	357	4	0
Total	78	357	7	0
County - Total	2,767	8,914	154	0
Cumulative				
Cumulative				
Election Day	0	0	0	0
Early Vote	0	0	0	0
Mail In	0	0	0	0
Total	0	0	0	0
Cumulative - Total	0	0	0	0
County - Total	2,767	8,914	154	0

Precinct Portion	DAWSON, JEFF (NP)	KOEPKE, MATTHEW (NP)
PRECINCT 13.00		
Election Day	6	2
Early Vote	****	****
Mail In	40	6
Total	47	8
PRECINCT 14.00 - City		
Election Day	****	****
Early Vote	****	****
Mail In	****	****
Total	****	****
PRECINCT 14.02 - County		
Election Day	25	4
Early Vote	16	0
Mail In	45	17
Total	86	21
PRECINCT 15.00		
Election Day	6	0
Early Vote	7	0
Mail In	17	8
Total	30	8
County - Total	908	271
Cumulative		
Cumulative		
Election Day	0	0
Early Vote	0	0
Mail In	0	0
Total	0	0
Cumulative - Total	0	0
County - Total	908	271

Precinct Portion	MALTZMAN, CODY (NP)	MAVITY, MIKE (NP)	Total Votes
PRECINCT 13.00			
Election Day	0	4	12
Early Vote	****	****	****
Mail In	10	29	85
Total	11	33	99
PRECINCT 14.00 - City			
Election Day	****	****	****
Early Vote	****	****	****
Mail In	****	****	****
Total	****	****	****
PRECINCT 14.02 - County			
Election Day	7	42	78
Early Vote	1	13	30
Mail In	5	54	121
Total	13	109	229
PRECINCT 15.00			
Election Day	1	9	16
Early Vote	6	3	16
Mail In	1	13	39
Total	8	25	71
County - Total	216	1,218	2,613
Cumulative			
Cumulative			
Election Day	0	0	0
Early Vote	0	0	0
Mail In	0	0	0
Total	0	0	0
Cumulative - Total	0	0	0
County - Total	216	1,218	2,613