

Steve Sisolak  
*Governor*



Richard Whitley  
*Director*

# State of Nevada Department of Health and Human Services

---

Introduction: New Statewide COVID  
Disease Investigation & Contact Tracing System

Department of Public & Behavioral Health

OPHIE Staff



8/4/2020

*Helping people. It's who we are and what we do.*

# Zoom Overview

- If you can't hear, please call in at:
  - 408-638-0968
  - Meeting ID: 840-310-31174#
  - Passcode: 89521#
- Slides were emailed out to those that pre-registered (before noon today)
- We will email the slides out again afterwards
- You can put questions in the chat box at anytime
- You can also unmute your microphone





# Agenda

1. Introductions
2. Overview: Disease Investigation & Contact Tracing
3. Current Process & Data Systems
4. On-Boarding Staff
5. Questions



# Introductions



# Presenters

Name	Title	Email	Phone #
Ali Garcia	Disease Control Specialist II	aligarcia@health.nv.gov	775-443-7919
Lindsey Kinsinger	Manager, Office of Public Health Disease Investigations & Epidemiology	lkinsinger@health.nv.gov	775-301-0652
Julia Peek	Deputy Administrator	jpeek@health.nv.gov	775-684-5902
Nova Murray	CDC Contractor	nmurray@health.nv.gov	775-684-528
Vicki LeGarde	Syndromic Surveillance Coordinator	vllegarde@health.nv.gov	775-434-4423





# Overview: Disease Investigation (DI) and Contact Tracing





# Overview and Current Situation

- State's Jurisdiction
  - Rural and Frontier Counties in Nevada
    - Churchill, Elko, Esmeralda, Eureka, Humboldt, Lander, Lincoln, Mineral, Nye, Pershing, Storey, and White Pine
  - Reports are mainly received through two methods:
    - NBS Surveillance System
    - Fax System
- Process of Conducting Investigations
  - Usage of databases (DMV, WebIZ, and Lexus Nexus) to find addresses and phone numbers
  - Utilization of hospital infection preventionist to identify additional contact information and medical records



# Steps to Disease Investigation

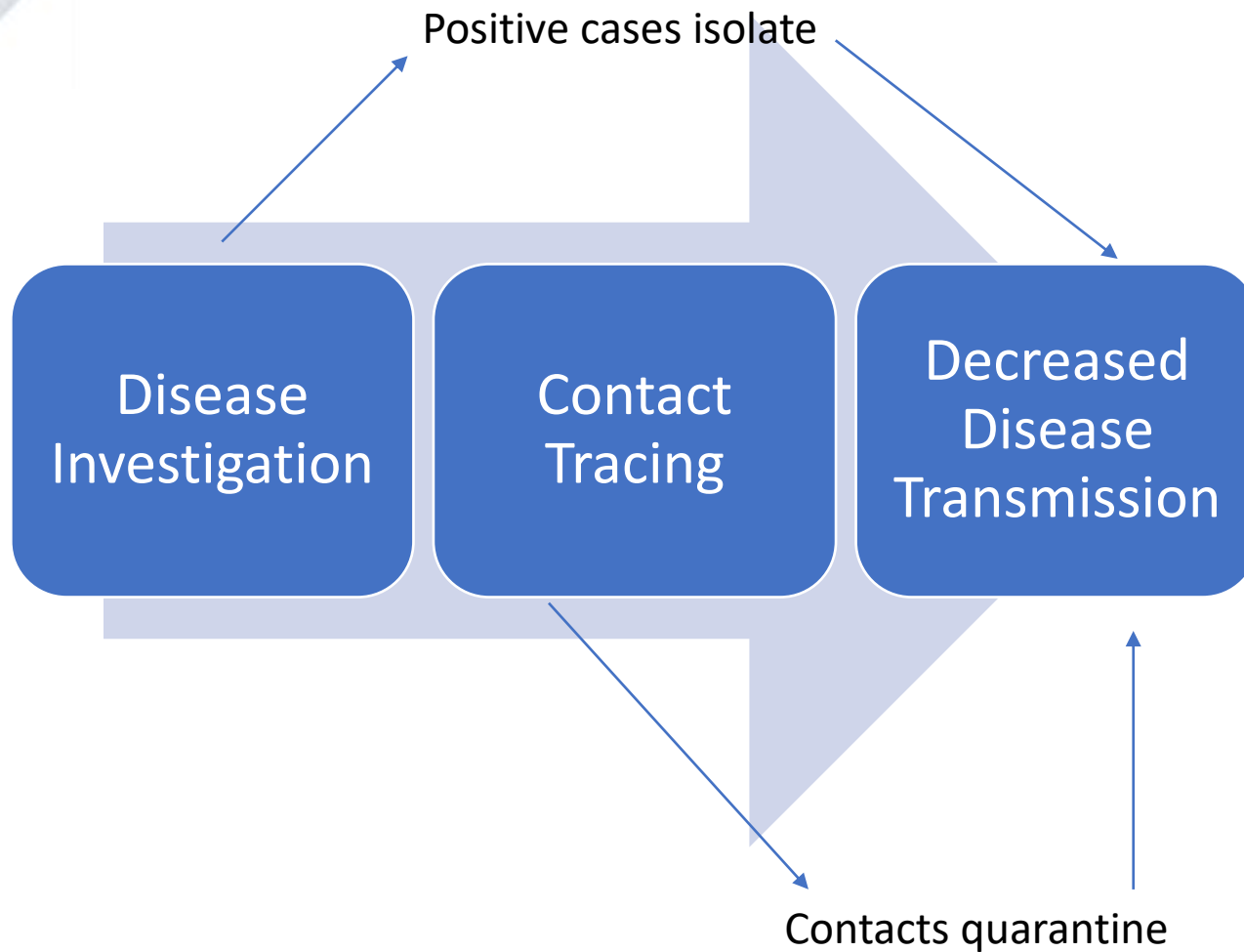
1. Case must be notified
  - Sometimes the disease investigator is the first to inform the case of their positive test result
2. Case must be comforted, provided information and referrals to support (medical care, insurance, etc.)
  - Trust must be built, rapport established, and the individual's concerns must first be addressed
3. Partner Elicitation
  - Name, exposure details, contact information
4. Planning
  - Will you inform all partners, will they inform all, will it be a combination of the two (i.e. they tell their family, you tell the friends?)
5. Re-connect or leave an open door
  - "I will check-in with you in a couple days to see how that referral goes. Please reach out if have more questions or need any more information."







# Process



# Contact Tracing

- Contact tracing is a disease control strategy that involves identifying cases (positive people) and their contacts then working with them to interrupt disease transmission.
- Contact tracing is used as a control strategy for many diseases. Contact tracing is a key strategy to prevent the further spread of COVID-19. This includes asking cases to isolate and contacts to quarantine at home voluntarily.

Contact Tracing – CDC’s Role and Approach (7.1.2020):

<https://www.cdc.gov/coronavirus/2019-ncov/downloads/php/contact-tracing-CDC-role-and-approach.pdf>



# Key Definitions

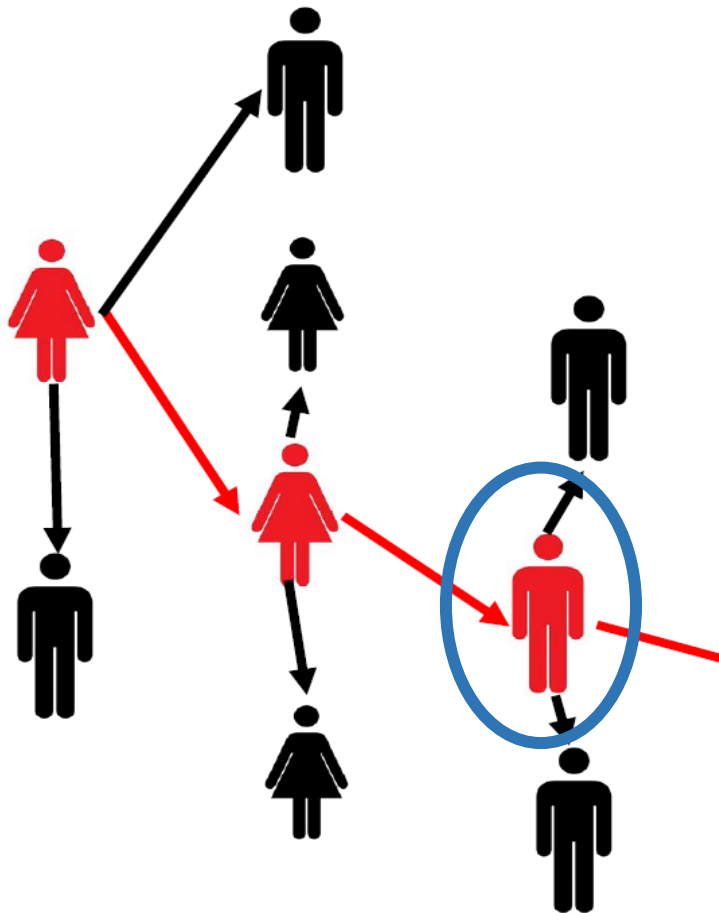
- Case: Someone who tests positive for a disease
- Contact: Someone who comes in close contact to a case
- Close Contact: Depends on the disease we are discussing
  - For COVID, CDC defines 'close' contact as “any individual who was within 6 feet of an infected person for at least 15 minutes starting from 48 hours before the person began feeling sick until the time the patient is isolated”<sup>1</sup>
- Isolate: Separate sick people with a contagious disease from people who are not sick
- Quarantine: Separate and restrict the movement of people who were exposed to a contagious disease to see if they become sick
- Voluntary: Done, given, or acting of one's own free will. Contact tracing is voluntary

<sup>1</sup> Contact Tracing – CDC’s Role and Approach (7.1.2020): <https://www.cdc.gov/coronavirus/2019-ncov/downloads/php/contact-tracing-CDC-role-and-approach.pdf>



# Contact Tracing – Multiple opportunities to interrupt disease transmission

○ = Isolate



1. Case isolates and prevents exposure and transmission to one case
2. One person is prevented from contracting the disease
3. In turn, an entire chain of disease transmission is interrupted

# Steps to Contact Tracing:

## Step 2 – Contact Tracing

### 1. Contact partners

- Contact successful: Give exposure date, explain importance of isolation, ask about understanding of the disease, provide connection to testing and resources
- Contact Unsuccessful: Try to get more info, re-contact case, leave voicemails, send texts messages asking for call back

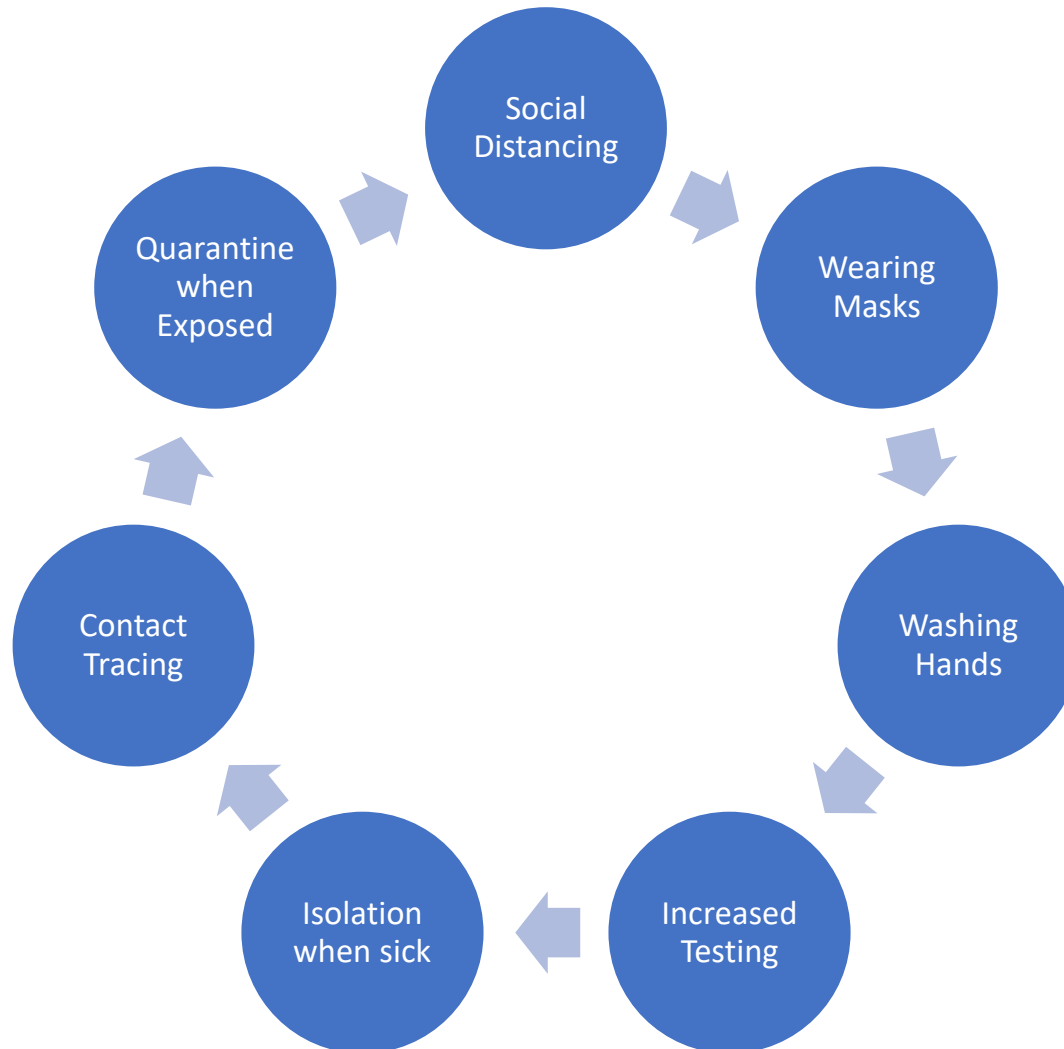
### 2. Symptom Monitoring – check in daily for 14 days since exposure

- Have you developed symptoms?
- Automatic text systems help
  - Ex: TIM2 – CDC test system, check in daily

### 3. Balance being helpful and informative (*we want people to quarantine*) with people's privacy and autonomy (*we want them to choose to quarantine*)



# COVID-19 Prevention – there are many methods to prevent COVID





# Current Processes & Data Systems



# Mixture of Partnerships – Rural Counties

- Counties perform their own disease investigation & their own contact tracing
- Counties perform disease investigation, state assists with contact tracing
- State does disease investigation, county does contact tracing
- Other – In cases of outbreak or county staff turnover, the state will assist as needed (when requested by the county)

Note: Clark, Washoe, Carson, Lyon, Douglas or Storey counties have DI and CT performed by local health department







What type of data is collected?



# PUI Form

- The COVID-19 Case Report Form (PUI Form) collects key information on COVID-19 case-patients, including:
  - Demographic, clinical, and epidemiologic characteristics
  - Exposure and contact history
  - Course of clinical illness and care received
- CDC developed the case report form to standardize the reporting of information on COVID-19 cases. These data will help us:
  - Better understand the virus and its impact on health outcomes
  - Inform public health response to prevent further spread of SARS-CoV-2

Reference: <https://www.cdc.gov/coronavirus/2019-ncov/php/reporting-pui.html>



# PUI Form – Top Portion

CDC 2019-nCoV ID: \_\_\_\_\_

.....PATIENT IDENTIFIER INFORMATION IS NOT TRANSMITTED TO CDC.....

Patient first name \_\_\_\_\_ Patient last name \_\_\_\_\_ Date of birth (MM/DD/YYYY): \_\_\_/\_\_\_/\_\_\_

.....PATIENT IDENTIFIER INFORMATION IS NOT TRANSMITTED TO CDC.....



## Human Infection with 2019 Novel Coronavirus Case Report Form

Reporting Jurisdiction		Case state/local ID	
Reporting Health Department		CDC 2019-nCoV ID	
Contact ID <sup>a</sup>		NNDSS loc. rec. ID/Case ID <sup>b</sup>	

<sup>a</sup>Only complete if case-patient is a known contact of prior source case-patient. Assign Contact ID using CDC 2019-nCoV ID and sequential contact ID, e.g., Confirmed case CA102034567 has contacts CA102034567 -01 and CA102034567 -02. <sup>b</sup>For NNDSS reporters, use GenV2 or NETSS patient identifier.

### Interviewer Information

Name of Interviewer: Last:	First:	Telephone:	Email:
Affiliation/Organization:			

### Case Classification and Identification

<p>What is the current status of this person?</p> <p><input type="checkbox"/> Lab-confirmed case*    <input type="checkbox"/> Probable case</p> <p>If probable, select reason for case classification:</p> <p><input type="checkbox"/> Meets clinical criteria AND epidemiologic evidence with no confirmatory lab testing*</p> <p><input type="checkbox"/> Meets presumptive lab evidence<sup>‡</sup> AND either clinical criteria OR epidemiologic evidence</p> <p><input type="checkbox"/> Meets vital records criteria with no confirmatory lab testing</p> <p>*Detection of SARS-CoV-2 RNA in a clinical specimen using a molecular amplification detection test</p> <p><sup>‡</sup>Detection of specific antigen in a clinical specimen, OR detection of specific antibody in serum, plasma, or whole blood indicative of a new or recent infection</p>	<p>Under what process was the case first identified? (check all that apply)</p> <p><input type="checkbox"/> Clinical evaluation                      <input type="checkbox"/> Routine surveillance</p> <p><input type="checkbox"/> Contact tracing of case patient        <input type="checkbox"/> Other, specify: _____</p> <p><input type="checkbox"/> EpiX notification of travelers. If yes, DGMQID: _____</p> <p><input type="checkbox"/> Unknown</p> <p>Report date of case to CDC (MM/DD/YYYY): ___/___/___</p> <p>Date of first positive specimen collection (MM/DD/YYYY): ___/___/___    <input type="checkbox"/> Unknown    <input type="checkbox"/> N/A</p>
---	--



# Who inputs data?

- Some counties input their own data
- Some counties send PUI forms to State to enter the data

# Current Data Systems – Where is the information entered?

- NBS – Remainder of state
- <https://www.cdc.gov/nbs/overview/index.html>
- Trisano – Las Vegas Region
- <https://cdc.confex.com/cdc/phn2008/recordingredirect.cgi/id/3937>



# New System



# Introducing the new system!

- Since June, the State of Nevada has been working with a company (Deloitte) to develop a new contact tracing and disease investigation data system
- Deloitte is also responsible for hiring, training and monitoring contact tracers and disease investigators.
- Contractors are:
  - Local – Majority must live in Nevada
  - Bi-lingual – At least 25% speak Spanish
- Deloitte has been doing contact tracing for Las Vegas area since mid-June
- Recently started contact tracing for other counties
- Starting disease investigation in next 1-2 weeks

# Benefits of New System

- Entire state on one system
  - Quicker understanding of disease trends
- Contracted support available for free to counties
  - Disease Investigation
  - Contact Tracing
- Will allow State staff to assist with disease investigation quicker and more easily if help is requested
- Allow for quicker reporting & better understanding of data
  - Will be utilized to inform Nevada's re-opening plans



# Downside of new system

- Time & Effort
  - People are already working at max capacity
- New System always means unforeseen glitches
- This system will only be for COVID, it will NOT impact the way you track or monitor any other diseases

# Case homepage (fake data)

The screenshot displays a web application interface for case management. At the top, there is a navigation bar with the Nevada Health Response logo on the left and a search bar on the right. Below the navigation bar, a breadcrumb trail shows the current case ID: 00014286. The main content area is divided into two columns. The left column contains a sidebar with several sections: 'Person Details' (with fields for Name, Birthdate, Email, Other Address, and Mailing Address), 'Individual Exposures (0)', 'Location/Event Exposures (0)', and 'Assessments (1)'. The right column displays the case details for 'Case Created from Data Source on Virus Test'. It includes a 'Case Number' of 00014286, an 'Indicator' icon, and an 'Alert' field. A prominent yellow warning message states: 'This Case Record is not assigned to you. Please click on "Accept Ownership" button to assign it to yourself to continue investigation. Please refresh the page after accepting ownership.' Below this message is a status bar with tabs for 'Escalated', 'New' (selected), 'Not-Quaran...', 'Assessment', 'Investigate', and 'Closed'. A 'Status: New' label is present, along with a 'Mark Status as Complete' button. At the bottom, there is a 'Details' tab selected, showing the subject 'Case Created from Data Source on Virus Test' and a partially visible 'Description' field.

NEVADA HEALTH RESPONSE

All Search...

Tracing & Tracking Virus Tests 00014286 Reports Duplicate Contact

00014286 YOVANN... Assessme...

### Person Details

Name: YO Donny Birthdate: 5/10/1963

Email: Other Address:

Mailing Address:

### Individual Exposures (0)

No records to display

### Location/Event Exposures (0)

No records to display

### Assessments (1)

Virus Tests (1)

Case Team (0)

### Case

## Case Created from Data Source on Virus Test

+ Follow Edit Accept Ownership

Case Number: 00014286 Indicator: Alert: Preferred Language:

**This Case Record is not assigned to you. Please click on "Accept Ownership" button to assign it to yourself to continue investigation. Please refresh the page after accepting ownership.**

Escalated **New** Not-Quaran... Assessment Investigate Closed

Status: New  Mark Status as Complete

### Details

Feed Timeline Trace Graph Related

Subject: Case Created from Data Source on Virus Test

Description:


# Case report form /PUI Form

## Case Report Form

### Human Infection with 2019 Novel Coronavirus Case Report Form

Reporting Jurisdiction

Reporting Health Department

Contact ID 

Case state/local ID

Legacy nCoV ID 

NNDSS loc. rec. ID/Case ID 

# Exposure Information – Dates, Places & People

## Exposure Collection Form

One of the most important things that we can do as a community to stop the pandemic is contact tracing. We need your help to do this. We are talking to everyone who is diagnosed, such as yourself. We need to notify individuals you came into close contact with while you were contagious and urge them to be highly aware about developing symptoms and urge them to get tested. This will help them protect themselves and their families, and we want to make sure they receive the help they need to do that.

During this process, we do everything we can to keep your identity and diagnosis confidential. We may share information with other health professionals that may need to follow-up with your healthcare services. We will make sure that your identity remains undisclosed as we gather your contacts, but at times this may be hard if there are scenarios where you may have been with only one or two people at one time.

What questions do you have before we start?

Next



# All COVID Labs results will be in one place

Cases > 00014291

## Virus Tests

1 item • Updated a few seconds ago

	Virus Test Name	
--	-----------------	--

1	<a href="#">T-800893</a>	
---	--------------------------	--



# On-Boarding Staff

How do we get signed up?





# We will work with you

- We recognize this is a lot to hear at once
- We will work with each county to make a plan that works for them
- Questions?
  - Contact Nova Murray, [nmurray@health.nv.gov](mailto:nmurray@health.nv.gov), 775-684-5283
- Expected timeline
  - Everyone in the new system by the end of August



# Questions?





# Contact Information

Name	Title	Email	Phone #
Ali Garcia	Disease Control Specialist II	aligarcia@health.nv.gov	775-443-7919
Lindsey Kinsinger	Manager, Office of Public Health Disease Investigations & Epidemiology	lkinsinger@health.nv.gov	775-301-0652
Julia Peek	Deputy Administrator	jpeek@health.nv.gov	775-684-5902
Nova Murray	CDC Contractor	nmurray@health.nv.gov	775-684-528
Vicki LeGarde	Syndromic Surveillance Coordinator	vllegarde@health.nv.gov	775-434-4423